

THE BARCELONA GUIDE

EDITION #2

THE TOP THINGS TO DO

Find out all the best things to do in Barcelona

LEARN TO VALUE TRAVEL

Get the best bang for your travel buck

TRAVEL TIPS, TRICKS & HACKS

Make traveling much easier for you



HI, I'M NICK

I'm here to help you make better informed decisions about planning your next adventure!

I was born in the Windy City of Chicago and I've been traveling the world since 2012. In my spare time, I enjoy photography and making inspirational travel films on YouTube for budget-minded travelers like me.

Follow along on my journey to see what I'm up to next on social media and my website, navigatornick.com.

I'll show you how to value travel!

Value traveling is getting the most bang for your travel buck.

-NAVIGATORNICK

CONTENTS

pg. 6

BARCELONA: WHAT TO EXPECT

Language, currency, SIM cards, electrical outlets, food, drinks, art, culture

pg. 10

SETTING A BUDGET

Learn how to save money in Barcelona by getting the most bang for your travel buck

pg. 13

FOOD & DRINKS

Tapas, sangria and rooftop bars... OH MY!

pg. 20

BARCELONA NEIGHBORHOODS

Barcelona has several distinctly unique neighborhoods that stand out amongst each other

pg. 34

GETTING AROUND BARCELONA

Train, tram, bus, taxi, private drivers and all the options to get around and from/to the airport of Barcelona

pg. 49

BARCELONA ITINERARIES

Check out these sample itineraries for your stay in Barcelona



BARCELONA CATHEDRAL



MERCADO DE LA BOQUERIA

NavigatorNick's BARCELONA



Santa Coloma de Gramenet

Sant Adrià de Besòs

Parc del Laberint d'Horta

Mt. Tibidabo

Park Güell

La Sagrada Família

Casa Milà

Torre Glòries

Casa Batlló

Arco de Triunfo

Nudist Beach

Nova Icaria Beach

Camp Nou

Barcelona Sants

Estación de França

La Boqueria

Barceloneta Beach

Magic Fountain of Montjuïc

"W" Hotel

Montjuïc Castle

L'Hospitalet de Llobregat

Barcelona-El Prat Airport

BARCELONA

The best time of year to travel?

The best time to visit Barcelona is spring or late summer. May and September present the ideal opportunity for a trip to Barcelona. Summer, from mid-June to August, can be hot and muggy, though it is the best time for a beach holiday. Winter is usually mild, but sometimes it can get a bit cold and wet.



Mild Season

January - April

Best time to beat the crowd

HIGH

66

LOW

48



Sunny/Hot

May - August

The busy summer season

HIGH

86

LOW

60



Wet Season

September - December

Best time for budget travelers

HIGH

81

LOW

54

BARCELONA

WHAT TO EXPECT

Language: España / Spanish

Currency: Euro (EUR)

Credit Cards & ATMs: Many Barcelona shops, restaurants, and hotels accept credit cards, but not all. Definitely carry a little bit of cash on you.

Cell Service: If you don't have an international cell phone plan, pick up a SIM card at the airport or [purchase an eSIM here](#).

Plugs: The plugs in Barcelona are type F, the standard voltage is 230 V, and the standard frequency is 50 Hz. I recommend buying a [universal adapter](#) and using a [voltage converter](#) for hairdryers and beard trimmers.

Food and Drinks: Tapas, tapas, tapas! The more the merrier. These scrumptious little plates can make an entire meal. Lunch, and it's set price called "Menu del Dia" or Lunch of the Day is the biggest meal. Most Catalonian like to eat dinner around 9pm and have a drink or two. Speaking of drinks, Barcelona is known for sangria and some of the top mixologists in the world.

The Arts: Barcelona is renowned for its high end art culture and architect Antoni Gaudi.



CULTURE & CUSTOMS

Barcelona is the capital of Catalonia, one of the most proud and rich cultures in Europe. It's one of the liveliest, most unusual, most innovative, artistic, and vibrant cities in the world. Although modern day Barcelona is a mixture of Catalan and Spanish, it hasn't changed for 500 years. Catalans are extremely proud of their regional identity, culture and language. Catalunya was not part of 'Spain' as it is today until Ferdinand of Aragón married Isabel of Castille in the late 15th century. Many Catalonians do not consider themselves Spanish, but Catalan. They have their own language, Catalan, and they are a part of their own autonomous region of the country. Because of the Catalanian and Spanish split, Barcelona is a unique and culturally rich city that takes time to get to know well.

If you are a foodie lover, Barcelona is paradise. Michelin starred restaurants, to traditional Catalan and Basque. Try the Menu del Dia at your local bar and get your wine glass ready because Sangria flows through the streets. One of the first things you will notice in Barcelona (and most of Europe) is that a server/waiter will always bring the credit card reader/machine to the table and will never take your credit card away from you.

Some tips for paying for a meal: Get yourself a credit card with no international fees and use that as much as possible ([My favorite Travel Credit Cards](#)). AMEX and Discover are not accepted outside of hotels and large establishments. Bring a VISA/MasterCard . Before you sit down, ask the restaurant if they take card. Carry cash with you as some small places will not accept credit cards. When the waiter runs your credit card, they will hand it back to you and you will get the option to pay in Euros or your home currency. ALWAYS select Euros to get the best exchange rate (your credit card company gives you a better exchange rate than machine.) Tips are not included and usually there isn't a way to add it (you can ask for them to add it before you insert card). If you want to leave a tip, leave it as cash on the table. Typical tip depends on type of restaurant but can be loose change at a cafe or up to 10% at a nicer restaurant. Just remember, unlike in USA/Canada, they will never bring you the bill until you ask for it.

From the iconic seafood, the distinct language and world famous art-history there is so much to discover. Barcelona is a famous city for a good time, renowned for its nightlife, high end art culture, summer beach spots and trendy fashion. While the city and its roots are unique, a lot of the city's energy is fueled by the millions of tourists that visit the city every year. Tourism in Barcelona has helped build the city into a thriving hotspot – with endless museums, festivals, recreation centers, art galleries and various events all year round.

SAFETY & HOW TO AVOID PICKPOCKETS

Barcelona is generally a safe city. However, it is the biggest pickpocket capital of the world, so be aware and stay alert.

Read: [How to Avoid Pickpockets in Barcelona](#)

The Catalan independence movement has continued to bring, mostly non-violent, protests from time to time. It's best to stay out of a political debate with the locals.

This is not meant to scare you. But, keep this information in the back of your mind as you wander the city.

WHY DOES BARCELONA HAVE A PICKPOCKETING PROBLEM?

With the amount of people living in the city and the high tourism numbers that it brings each year, it also brings opportunity for thieves. Pickpocketing is a full-time job for some people, and they make a lot of money from unsuspecting tourists. The most common areas for pickpocketing are Las Ramblas, Sant Station and the metro. This is because there are a ton of people and its like catching fish in a barrel.

Under **Spanish law**, if you steal something worth less than €400 (£357) it's a falta (misdemeanour), not a delito (crime). If you are caught, you will be fined, probably around €50, but however many times you re-offend, it remains a misdemeanour and as an offence, it is not cumulative.

HOW TO AVOID PICKPOCKETS IN BARCELONA

1. Keep your bags in front of you
2. Put your wallet and phone in your front pockets
3. Try to fit in like a local by dressing like a local
4. Don't party too hard and open yourself up to confrontation and theft
5. Keep your cash hidden ([The best anti-theft bags](#))

WHAT TO DO IF YOU'RE A PICKPOCKET VICTIM?

Report the theft as soon as you can to the police – pickpockets happen all the time, in fact, hundreds of times a day. Police are well aware of this issue. Reporting the theft also lets you claim it on insurance if your belongings cannot be found. However, this will take away some valuable sight-seeing time out of your day.

There is a police station at the airport in Terminal 1, in El Raval at Carrer Nou de la Rambla, 76-80, and at Placa Catalunya metro station if you are robbed on the metro.

Cancel your credit cards and phone immediately. Ask to borrow a phone to call your credit card company.

THANK YOU FOR
DOWNLOADING THE
BARCELONA GUIDE



WATCH THE BARCELONA TRAVEL FILM



SETTING A BUDGET TO VALUE TRAVEL

What is value traveling? Value traveling is getting the most bang for your travel buck. In other words, it's about maximizing your travel expenses and valuing your experiences.


Establish a budget, even if it's a loose one.

Exploring Barcelona doesn't need to be costly; it just requires a little planning to save some money. The primary expenses on your journey will typically include accommodations, activities, and airfare.

Accommodations

For instance, certain areas of Barcelona tend to be more budget-friendly than others.

Let's explore the concept of value travel when it comes to selecting your accommodations in Barcelona.



Check out this amazing rooftop pool at the budget friendly [Ciutat de Barcelona](#) in the heart of Barcelona. One of the handful of hotels in Barcelona that has a rooftop pool. *Learn more about [Ciutat de Barcelona](#)*



Note: Don't sacrifice on clean sheets and location, but you can save money if you sacrifice on amenities.

Activities

What's a great trip to Barcelona without a tapas tour or a visit to [La Sagrada Familia](#)?! You don't need to book an excursion every day, that will help with your budget too, but you could book a few throughout your stay using GetYourGuide. Here's why I love GetYourGuide!

- **100% refund policy, if plans change**
- **Skip the line tickets for main attractions**
- **Mobile vouchers - no need to print**
- **Last-minute availability**

Airfare

Save big on airfare by searching and comparing prices on [KAYAK.com](#) and going to Barcelona in the shoulder seasons, March through April and September through October. The weather will be pleasant and less crowds, a perfect opportunity for an excellent getaway!

Once you've estimated your trip's flight, accommodation and activity cost, start considering the cost of transportation.

Rental Cars

Use [DiscoverCars.com](#) to search, save and compare -up to 70% off, of your favorite rental companies like Enterprise, Hertz, AVIS, Budget & many more.

BEST THINGS TO DO BARCELONA!



SAGRADA FAMILIA WITH TOWER

From \$55 per person

BOOK HERE

SKIP THE LONG LINES TO THE SAGRADA FAMILIA ON A GUIDED TOUR OF THE ICONIC MONUMENT. OPT TO ADD ON A TRIP UP THE TOWERS AND TAKE IN PANORAMIC VIEWS OF BARCELONA FROM THE TOP.



PAELLA COOKING CLASS

From \$65 per person

BOOK HERE

LEARN HOW TO COOK A TRADITIONAL SPANISH SEAFOOD PAELLA. VISIT LA BOQUERIA WITH THE CHEF TO BUY INGREDIENTS, AND TAKE A WALK THROUGH THE OLD TOWN. SAMPLE SOME TASTY TAPAS, MAKE SANGRIA, AND WATCH AS THE CHEF PREPARES A PAELLA DE MARISCO FOR YOU TO ENJOY.



PARK GÜELL SKIP THE LINE

From \$25 per person

BOOK HERE

TAKE ADVANTAGE OF SKIP-THE-LINE PRIVILEGES WITH THIS PARK GÜELL GUIDED GROUP TOUR AND ENTRY TICKET. DISCOVER THIS MODERN PARK WITH A KNOWLEDGEABLE GUIDE.



FLAMENCO SHOW

From \$22+ per person

BOOK HERE

WE LOVED THIS SHOW AND TAPAS DINNER FROM GETYOURGUIDE! FLAMENCO ORIGINATED IN SOUTHERN SPAIN BUT THIS SHOW WAS A GREAT TASTE OF ANDALUSIA AND WE MET SOME NEW FRIENDS ALONG THE WAY. GREAT TAPAS TOO!

HOW TO SAVE MONEY IN BARCELONA

Try Shoulder Season. Flights are often cheaper in the shoulder- or offseason. Peak months are May - August. Compare flights with [Kayak.com](https://www.kayak.com) and jump on a great deal!

Avoid holidays, festivals, and other large events, unless that's the reason you're going to Barcelona! Just be aware events can inflate accommodation rates, overwhelm popular sights, and make it difficult—and costly—to get around.

Compare midweek to weekend prices. Accommodations in Barcelona tend to be more affordable on the weekdays.



Use Travel Points. The [Capital One Venture One](https://www.capitalone.com) card is a fantastic travel rewards credit card with NO fee. However, you need good to excellent credit. If you're really serious about getting into travel reward points, consider using the [Chase Sapphire Preferred](https://www.chase.com) card.

Take the bus or metro. Or better yet, walk everywhere! Explore Barcelona with a public transport ticket that gives you free, unlimited access. The Hola Barcelona card offers a 48, 72, 96, or 120-hour pass. Tickets Starting at just £17. [Learn more](#)

Use [DiscoverCars.com](https://www.discovercars.com) to search, save and compare -up to 70% off, of your favorite rental companies like Enterprise, Hertz, AVIS, Budget & many more.

Hungry? You can find a really cheap meal at Mercado de La Boqueria or Santa Caterina Market. Otherwise, restaurants that are offering “menu del dia” (aka menu of the day) are great for penny pinchers.



Bring a water bottle. The tap water in Barcelona is fine to drink but buy a reusable filtered water bottle before your trip to save money (restaurants will charge you for bottled water) and reduce your plastic use. [LifeStraw](https://www.lifestraw.com) is my go-to brand as their bottles have built-in filters to ensure your water is always clean and safe.

Traveler Tip: Restaurant tipping- If you see "service included", it means that the tip has already been included. It is only a 10% tip so you can add more for great service.

FOODIE LOVERS REJOICE!

Food is at the heart of the Catalonian soul. The culinary scene here is one of the most exciting in Europe. With more 20 Michelin-starred restaurants, the bar is set high for culinary excellence.

With so many choices and so little time, it's a good idea to do a food tour. Check out the [GetYourGuide Traditional Food Tour](#) as you taste your way through El Born and La Barceloneta, two of Barcelona's must-see neighborhoods.

Traveler Tip: Don't miss **Chök** in the Gothic Quarter that specializes in donuts, cupcakes and chocolate! The milkshakes, donut holes and chocolate bars are deliciouso!

If you take a look at the second picture on the right, you will see a typical Catalan cured ham, egg and potato dish. Cured ham is unbelievable in this region of Spain.

Don't miss out on the Sangria. Yes! Drink lots of Sangria and don't feel guilty. After all, It's the Sangria capital of the world. Often times you can drink pitchers of Sangria for cheaper than a soda or glass of wine.

Menú del día or "Menu of the Day" is the biggest meal of the day. The cost is roughly £15 per person and includes a small plate, a main plate and a wine/beer. This is great value and something not to be missed. Embrace the lifestyle and eat like a local.

More Food Tips

When choosing a restaurant, bar, pub, or place to eat, look for menus not written in English. This is a tourist trap and a dead giveaway that the food is "just OK". Can't read Catalan or Spanish? Use the Google translate app!

If wait staff is standing outside the front door asking if you would like to see a menu, politely decline and keep walking. A good restaurant will not beg for your attention or ask you to come sit down.

Lastly, avoid any restaurant on Las Ramblas or near other bigger tourist attractions. You will be shocked at the value you get just a block or two away. Your wallet will also thank you...



Bespoke Barcelona

with Maja - Your Personal Travel Concierge



**Barcelona
Private
Walks**



**Barcelona
Groups**



**Barcelona
Itineraries**

About Maja!

A Barcelona expert who provides authentic, off-the-beaten-path treasures, renowned spots beloved by locals. Maja is here to provide tailored recommendations and guide you to the city's best-kept secrets.

Maja's Services



Scan the QR code for more information about Maja's services.

Maja on TripAdvisor

"Meeting and seeing Barcelona for the first time with Maja's guidance was perfect! We walked and visited areas of Barcelona (off the beaten), stopped in bakeries, coffee shops, local merchant businesses, food markets & restaurants that we wouldn't have discovered on our own."

-Kathy, ITALY



Maja's Gusto Barcelona - All You Need to Know BEFORE You Go (2024)

Most Recent: Reviews ordered by most recent publish date in descending order.

TripAdvisor

TAPAS, TAPAS, TAPAS!

Tapas, those bite-sized morsels of joy, are not a typical Catalan concept, but tapas bars are nonetheless found all across the city. Most tapas bars open earlier than restaurants – typically around 7pm – making them a good pre-dinner (or instead-of-dinner) option. Some open from lunch and stay open without a break through late-evening closing time. Can't decide on a tapas bar? How about enjoying a few delicious tapas while learning about local Barcelona neighborhood bars and culture from a local. [Learn More](#)

1. **Bar del Pla:** A cozy and traditional tapas bar in the El Raval neighborhood, known for its excellent selection of classic and inventive tapas.
2. **Ciudad Condal:** This bustling tapas bar on La Rambla is celebrated for its extensive menu and fresh seafood dishes. It's a local favorite.
3. **Bar Canete:** Situated in the Gothic Quarter, this bustling tapas bar is known for its high-quality dishes, with a particular emphasis on seafood.
4. **Elsa y Fred:** Located in the L'Eixample district, this stylish bar serves a fusion of Spanish and Argentine flavors in a trendy setting.
5. **Casa Lolea:** This modern tapas bar is situated in the El Raval district and is recognized for its sangria, vermouth, and a selection of traditional and inventive tapas.
6. **Quimet & Quimet:** This small, family-owned bar in Poble Sec is celebrated for its gourmet tapas, particularly its montaditos (small sandwiches).
7. **El Xampanyet:** Near the Picasso Museum, this traditional tapas bar is renowned for its cava and a variety of classic tapas.
8. **Bormuth:** A hidden gem in the Gothic Quarter, Bormuth offers a creative twist on traditional tapas, with a menu that changes frequently.
9. **Casa Alfonso:** A well-kept secret in the El Raval neighborhood, Casa Alfonso offers delectable tapas and an impressive wine list.
10. **La Cova Fumada:** A historic spot in Barceloneta, famous for its bombas and other traditional Catalan tapas. It's a small, no-frills establishment with lots of character.
11. **La Bombeta:** Relaxed, no-frills space offering a wide array of meat & seafood tapas, plus sangria in the Port of Barcelona

These tapas bars in Barcelona provide a diverse range of tapas, from traditional to contemporary, ensuring that there's something to suit every taste. Don't forget to pair your tapas with a glass of local wine, beer or sangria for the complete experience.

ROOFTOP BARS

Barcelona boasts some fantastic rooftop bars where you can enjoy stunning views of the city while sipping on your favorite wine and beer. Here are some of the best rooftop bars in Barcelona:

1. **Ayre Rosellon**: Located near the Sagrada Familia, this rooftop offers close-up views of the iconic basilica and is a great place to relax with a drink after a day of sightseeing.
2. **Mirablau**: While not a traditional rooftop bar, Mirablau is perched on the hills overlooking Barcelona on the outskirts of the city. A perfect stop if you are visiting Tibidabo. It offers some of the best panoramic views of the city but the food is just OK.
3. **Hotel Colón Barcelona** (pictured below): offers a delightful rooftop terrace overlooking the Barcelona Cathedral and a pedestrian square.
4. **The Serras Rooftop**: Located at The Serras Hotel, this rooftop offers panoramic views of the Port Vell and the Mediterranean Sea. It's a great spot for a sundowner.
5. **The Pulitzer Terrace**: This intimate rooftop bar is situated at the Hotel Pulitzer and is known for its cozy atmosphere and great cocktails.
6. **Ohla Hotel Rooftop**: This chic rooftop offers splendid views of the Gothic Quarter. It's a perfect place for a pre-dinner drink.

These rooftop bars offer a range of atmospheres and views, so whether you're seeking a romantic setting, a lively party, or a relaxed evening, you're likely to find a rooftop bar in Barcelona that suits your preferences.



HOTEL COLÓN



TOP 8

THINGS TO DO!

1 PARK GÜELL

Park Guell is one of the most impressive public parks in the world. The park was designed by famous architect Antonio Gaudi. [Learn More](#)



2 SAGRADA FAMILIA

La Sagrada Família is the single most visited monument in Barcelona, with more than three million visitors a year, and the most important work of the Catalan modernist movement. [Learn More](#)



3 MERCADO BOQUERIA

Discover two of Barcelona's most charming neighborhoods, the medieval Born district and the fishermen's quarter Barceloneta, while popping in and out of family-run shops. Get off the tourist track. [Learn More](#)



4 HOP-ON HOP-OFF BUS

See Barcelona on a comfortable and convenient hop-on hop-off bus tour on a 24 or 48-hour ticket. Both routes are included. [Learn More](#)



5 FLAMENCO SHOW

Flamenco originated in southern Spain but this show is a great taste of Andalusia. Great tapas too! [Learn More](#)



6 PAELLA COOKING CLASS

How about making your own paella?! Learn the secrets of this traditional dish while sipping sangria and making new friends! [Learn More](#)



7 TAPAS TOUR

Not fond of cooking yourself? How about a tipsy time enjoying delicious tapas while learning about local Barcelona neighborhood bars and culture from a local! [Learn More](#)



8 FC BARCELONA EXPERIENCE

The absolute best experience for camp nou is the new immersive tour (while the stadium is under construction). [Learn More](#)



Explore Barcelona by Bicycle!

LIMITED SPACE!
Only 9 people per day

Price
£45
/Person



Bike Ride

All the most famous attractions



Tapas!

Enjoy tapas at the end of your bike ride



Photos

Stop at the most epic photo locations

Package Includes

- ✓ Bike Helmet
- ✓ Bottle of water 330ml
- ✓ Guide
- ✓ Photographer & Photos
- ✓ Tapas (in €67 tour)

Book Now



Cycling Tour Barcelona
Barcelona, Spain

Contact Us

+34 644 976 531

www.cyclingtourbarcelona.com

BOOKING FLIGHTS

It's important to check flight prices as soon as you decide you're going to Barcelona. **BCN (Barcelona International Airport)** is going to be your best bet for booking an international flight. Use [KAYAK.com](https://www.kayak.com) to search, compare and track flights.

Compare multiple flight options with just a click of a few buttons.

A question I get often is, “**when should I book?**”. There's not a science to booking the right flight, at the right time. However, there are patterns to be aware of.

For example, flights May - August will always be higher, this is peak travel season. USA Holidays will also be higher. Popular festival dates will be higher. Religious holidays will be higher.

Shoulder season is the cheapest time to book (April, September, October). My favorite month to travel to Europe is September! Much of the summer crowds have gone away and the weather is still warm, but not too hot.

Generally, you should book international flights around 90+ days out. Domestic flights should be booked 45 - 60+ days out.

[Search KAYAK.com now for the best flight prices](https://www.kayak.com)

MUSEU NACIONAL D'ART DE CATALUNYA



BOOKING YOUR ACCOMODATION

Once your flight is booked, you should book your accommodations next.

Familiarize yourself with my sample itineraries provided at the back of this guide before finalizing your accommodations. The last thing you want is to book a place that's located far from the main areas you plan to visit.

If you're visiting Barcelona for 4+ days, you might consider staying in two different neighborhoods.

The most popular areas to stay in are the Gothic Quarter and El Raval, due to their historic nature and close proximity to the city center.



Visit my website for a custom Barcelona map to choose the best **hotel, apartment** or **VRBO**. Base your final decision on location, price, style, features and amenities, *in that order*.

**Barcelona
Hotel Finder**



Before booking your accommodation, make sure you know the cancellation policy. And if you think you need it, purchase trip cancellation insurance. My favorite travel credit cards include trip protection, such as the Capital One Venture card or the Chase Sapphire Preferred card.



Another reason to book using your Capital One Venture or Chase Sapphire Preferred card is collecting miles and points for future traveling. **That's right, more benefits for you!** Every time I travel, I'm already checking my new mileage chart for my next destination.

So, use those travel reward credit cards to get a jump start on your future travels. You may even get a round trip to Barcelona for free by just using your sign-up bonus miles. I did!

TravelerTip: Barcelona is extremely popular and the great hotels and Airbnbs book up fast. Make sure to reserve your room at least four months in advanced.

Generally, hotel rooms don't give discounts but from time to time, I post 10% booking.com coupon codes on my facebook page, HERE.

Read Reviews

Reading reviews online of other travelers is a great idea before booking.

BARCELONA NEIGHBORHOODS

Barcelona has several distinctly unique neighborhoods that stand out amongst each other. Getting lost in the Gothic Quarter or roaming the hills of Gracia are just a few ways even locals enjoy the magic of this city. Find out all you need to know below.

The most well-known neighborhood of Barcelona, the **Gothic Quarter**, or el Barri Gotic. This area stretching from Las Ramblas to Via Laietana was once the nucleus of the old city. It's labyrinth of narrow, cobblestoned streets house buildings from medieval and even Roman colony times. Mostly pedestrian, the Gothic is filled with bars, cafes and restaurants scattered in and around its many squares. There are also many famous monuments like the Gothic cathedral or the government and city halls to see as you wander. Nightlife here is rampant!

La Ribera, more referred to as the **Born**, is a picturesque and trendy neighborhood sandwiched between the Gothic Quarter and the beautiful Ciudadela Park. This is the best value for staying in Barcelona. You'll find a hip restaurant scene and abundance of pricey independent designers. The Santa Maria Basilica and its rich history stands strong in the center of it all. Don't miss out on the recently reopened Born Cultural Center. This is a stunning modernist building with extensive medieval ruins on display.

La Barceloneta was once the old fisherman's neighborhood of Barcelona. This little area between the Old Port and the sea is charming to say the least. Admittedly, with all the tourism that the beach attracts, you have to know where you're going to make the most of it. I suggest starting in the Plaça del Mercat, where the lively local scene really shines. Beyond being known for seafood, la Barceloneta is also home to some fantastic tapas spots. Try L'Ostia (Plaça de la Barceloneta, 1) or La Bombeta (Carrer de la Maquinista, 3) for some great dishes. Furthermore, a great sea-side paella never hurt anyone either!

Continue reading to find out more about Barcelona's historic neighborhoods!



NEIGHBORHOOD MAP



GOTHIC QUARTER

The historic center of Barcelona is Barri Gòtic, the Gothic Quarter, featuring the oldest buildings in the city. Most of the buildings in this area are neo-Gothic, the result of a massive 19th-century restoration project.

Fine examples of original Gothic architecture can be found in the interiors of La Catedral and La Llotja de Mar.

THE BEST NEIGHBORHOOD FOR HISTORY AND CULTURE.

For history buffs and first-time visitors to Barcelona, the Gothic Quarter is a must-visit. Even if you've been to Barcelona before, you're bound to find new-to-you bars, restaurants and historic squares hidden down the narrow alleyways. Getting lost in the labyrinthine of alleyways brings a sense of exploration and excitement.

Being right in the city center, Barri Gòtic is within walking distance from most tourist attractions. Some parts of the Gothic Quarter are known for late-night parties, so keep this in mind when looking for the right neighborhood to stay in.


Don't miss **Bishops Bridge** (pictured on the right) early in the morning.

And make sure to stroll over to **Plaça de Sant Jaume** (Town Hall) and the **Barcelona History Museum**.



WHERE TO STAY GOTHIC QUARTER

[LEARN MORE](#)



BUDGET ACCOMMODATION

From \$100/night

JUST 328 FEET FROM THE PORT AND 1640 FEET FROM LAS RAMBLAS. ITS BRIGHT, MODERN ROOMS OFFER FREE WIFI AND A FLAT-SCREEN TV. THEY ALSO HAVE AIR CONDITIONING OR HEATING AND A SAFE. THE PRIVATE BATHROOMS COME WITH A HAIRDRYER AND TOILETRIES. YOU CAN FIND A RANGE OF LIVELY BARS IN THE SURROUNDING STREETS.



[LEARN MORE](#)



VALUE ACCOMMODATION

From \$175/night

THIS HOTEL HAS A ROOFTOP SWIMMING POOL, TERRACE, A RESTAURANT AND BAR IN BARCELONA. WITH FREE WIFI, THIS 4-STAR HOTEL OFFERS ROOM SERVICE AND A 24-HOUR FRONT DESK. THE PROPERTY IS 400 METRES FROM THE CITY CENTRE AND 2 KM FROM SOMORROSTRO BEACH



[LEARN MORE](#)




BEST ACCOMMODATION

From \$200/night

IT'S LOCATED RIGHT OPPOSITE OF BARCELONA CATHEDRAL. THIS GRAND, NEOCLASSIC HOTEL IS A 5-MINUTE WALK FROM PLAZA CATALUNYA. IT OFFERS FREE WIFI, AND SOME ROOMS HAVE EXCELLENT VIEWS OF THE CATHEDRAL FAÇADE. ROOFTOP TERRACE IS INCREDIBLE.



[LEARN MORE](#)



LUXURY ACCOMMODATION

From \$250+/night

THIS BOUTIQUE HOTEL IS SET IN ONE OF THE CITY'S ANCIENT BUILDINGS, NEXT TO THE ROMAN WALLS. THE STYLISH ROOMS AT MERCER HOTEL BARCELONA HAVE CHIC DÉCOR WITH ORIGINAL BEAMED CEILINGS AND EXPOSED BRICK WALLS. THERE IS FREE WI-FI, AIR CONDITIONING AND FLAT-SCREEN SATELLITE TV.



📍 LA BARCELONETA

La Barceloneta is a triangular piece of land that cuts into the sea boats in the old harbor. Barcelona's Port Vell, on one side, and sandy beaches on the other. The neighborhood, with its narrow, rectilinear streets, was built on a military grid structure to provide accommodation for the former inhabitants of La Ribera who had lost their homes due to the construction of the citadel. The houses were low-rise and small in scale so as not to obstruct views of the city. Looking for a luxurious stay? Stay at the infamous "W" Hotel in Barceloneta!

THE BEST NEIGHBORHOOD FOR A BEACH

The Barceloneta was once the home of fishermen, people associated with the fishing trade and the metal industry, and is now one of the city's most visited and popular districts. The main attraction is the beach, and on the beach you will find the controversial W Hotel. With its wave-like glass form and modern design, locals are not necessarily in favor of the hotel which was built too close to the sea. Surrounding the hotel is a first-class beach, Barceloneta Beach, where you will find locals and tourists alike.

On the sand and inside the neighborhood, rows of restaurants and bars combine with the traditional images of locals sitting in their chairs in the street and narrow balconies displaying clothes drying in the sun.



WHERE TO STAY LA BARCELONETA

[LEARN MORE](#)



BUDGET ACCOMMODATION

From \$100/night

THIS HOTEL IS IN SANT PERE, SANTA CATERINA I LA RIBERA AND A 10MIN WALK FROM BARCELONETA. IT HAS AN OUTDOOR ROOFTOP POOL, AND OFFERS AIR-CONDITIONED, SOUNDPROOFED ROOMS WITH FREE WIFI AND FLAT-SCREEN TV'S. ROOMS ARE HEATED AND HAVE A/C.



[LEARN MORE](#)



VALUE ACCOMMODATION

From \$125/night

THIS POPULAR 4-STAR HOTEL CHAIN IS JUST 722 FEET FROM PORT VELL HARBOR. FEATURES A ROOFTOP CHILL-OUT TERRACE WITH PLUNGE POOL AND FANTASTIC VIEWS. AIR-CONDITIONED ROOMS INCLUDE A 42-INCH FLAT-SCREEN TV, A MINI-BAR. TWO ROOMS ARE ADAPTED FOR GUESTS WITH REDUCED MOBILITY.



[LEARN MORE](#)



BEST ACCOMMODATION

From \$250/night

THE 5-STAR LUXURY HOTEL NEXT TO BARCELONA'S OLYMPIC PORT IS JUST 100 METRES FROM THE BEACH. FREE WI-FI AND 2 OUTDOOR POOLS. THIS MODERN HOTEL HAS SPACIOUS BEDROOMS WITH RAIN SHOWER. ROOFTOP POOL, WITH IMPRESSIVE VIEWS OF THE CITY AND SEA; AND A LARGE SEASONAL TERRACE WITH SUN LOUNGERS.



[LEARN MORE](#)



LUXURY ACCOMMODATION

From \$350+/night

LIVE LIFE LIKE A CELEBRITY IN A STRIKING SAIL-LIKE STRUCTURE NEXT TO BARCELONETA BEACH, OFFERING BREATHTAKING DESIGN AND FANTASTIC VIEWS OVER BARCELONA. IT FEATURES A SPA, INFINITY POOL, ROOFTOP BAR AND LUXURIOUS ROOMS.



📍 GRÀCIA

Gràcia is the best neighborhood for strolling, bar-hopping and observing the local atmosphere. Once an independent municipality from Barcelona, it's considered the trendiest district in the city. Gràcia is filled with local designers' workshops, vegan restaurants and even Japanese patisseries. You can also find architectural gems designed by Modernist architect Antoni Gaudí, such as Casa Vicens, Casa Batllo and Park Güell.

Over a Hundred Years of History

Park Güell's historical, architectural and artistic uniqueness was recognized by the Spanish state in 1969, when it was declared a Monument of Cultural Interest. In 1984, the United Nations Educational, Scientific and Cultural Organization (Unesco) went further, and declared it a World Heritage site. This distinction is awarded to all natural areas and cultural features in the world of great value, which must be protected in order to guarantee their conservation, so that future generations can continue to enjoy them.

The park is one of the largest green spaces in Barcelona, with more than 17 hectares. Park Güell is one of the most impressive public parks in the world.

Gaudi planned and directed the construction of the park from 1900 to 1914 for Eusebi Guell. In 1923, the park became city property.

It still remains one of Gaudi's most colorful and playful works. It's a must see destination in Barcelona.

Tickets can be purchased [here](#).



WHERE TO STAY GRÀCIA



BUDGET ACCOMMODATION

From \$80/night

PARC GÜELL IN A 20-MINUTE WALK FROM THE PROPERTY. CENTRAL BARCELONA IS A 20-MINUTE METRO RIDE AWAY. 450 METRES FROM JOANIC METRO STATION. IT OFFERS MODERN, AIR-CONDITIONED ROOMS WITH FREE WIFI. YOU WILL FIND MANY RESTAURANTS, BARS AND SHOPS IN THE SURROUNDING AREA.

[LEARN MORE](#)




VALUE ACCOMMODATION

From \$150/night

LOCATED 300 METRES FROM SAGRADA FAMILIA, THIS 4-STAR HOTEL IN BARCELONA FEATURES A BAR WITH A TERRACE, AIR-CONDITIONED ROOMS WITH FREE WIFI, AND EACH WITH A PRIVATE BATHROOM. ROOM SERVICE AND A CONCIERGE SERVICE BUT ITS ALL ABOUT THE ROOFTOP VIEWS HERE

[LEARN MORE](#)




BEST ACCOMMODATION

From \$225/night

THE LUXURIOUS ACCOMMODATION IS A MONUMENT IN ITSELF, BUILT IN 1908 BY THE MODERNIST ARCHITECT, LLUIS DOMÈNECH I MONTANER, AND HAS THE STATUS OF SPECIALITY MONUMENT. HIS WORK, INCLUDING THE HOTEL, IS A DESIGNATED UNESCO WORLD HERITAGE SITE.

[LEARN MORE](#)



LUXURY ACCOMMODATION

From \$300+/night

THIS HOTEL HAS A ROOFTOP PLUNGE POOL, FITNESS CENTRE, TERRACE, A RESTAURANT AND A BAR. WITH FREE WIFI, THIS 5-STAR HOTEL OFFERS ROOM SERVICE AND A CONCIERGE SERVICE. THE PROPERTY IS 1.2 KM FROM THE CITY CENTRE AND 200 METRES FROM LA PEDRERA.

[LEARN MORE](#)



📍 EL RAVAL

El Raval is a vibrant multi-cultural neighborhood in the heart of Barcelona. The part closest to the old port was also known as Barri Xinès or Barrio Chino (Chinatown). Famous for its edgy and bohemian vibe, it has some of the city's top museums and restaurants. It is surrounded by the neighborhoods of Sant Antoni, the Gothic Quarter and El Poble Sec.

The Hustle and Bustle Neighborhood of Barcelona

The name Raval is derived from the Arabic word rabad, meaning outskirts. This is because El Raval lay beyond the Roman walls of Barcino and the first set of medieval walls. However, it was later enclosed within the second set of medieval walls. Remains of the medieval walls can be seen next to the Drassanes.

Public Art

Botero's Cat arrived in 2003 at the end of the newly created Rambla del Raval and has since become a symbol of the neighborhood. The chubby bronze cat makes a perfect meeting point before a night out on the town. The Colombian artist and sculptor Fernando Botero also made the rounded horse which has stood in Terminal 2 of Barcelona El Prat Airport since 1992.

Museums

The Museu d'Art Contemporani de Barcelona (MACBA) opened in 1995. The permanent collection of around 5,000 works dates from the mid-20th century onward. It is situated in Plaça dels Àngels, a popular place for young people to hang out and skateboard.



WHERE TO STAY EL RAVAL

[LEARN MORE](#)



BUDGET ACCOMMODATION

From \$100/night

JUST OFF BARCELONA'S DIAGONAL AVENUE, A 5-MINUTE WALK FROM DIAGONAL METRO STATION AND PASEO DE GRACIA AVENUE. IT FEATURES A ROOFTOP POOL WITH VIEWS, AND A GYM. THE HOTEL COMBINES ORIGINAL ART NOUVEAU FEATURES WITH MODERN FACILITIES. AIR-CONDITIONED ROOMS HAVE SATELLITE TV, A SAFE AND MINIBAR.



[LEARN MORE](#)




VALUE ACCOMMODATION

From \$120/night

IDEALLY LOCATED JUST 100 METRES OFF BARCELONA'S CENTRAL PLAÇA CATALUNYA AND THE EXCITING LAS RAMBLAS, THIS HOTEL BLENDS A 19TH-CENTURY FAÇADE WITH 21ST-CENTURY DECOR AND FACILITIES. IT LIES IN THE CULTURAL HEART OF THIS COSMOPOLITAN CITY, ALLOWING YOU TO EASILY WALK TO MANY OF THE CITY'S UNIQUE SIGHTS.



[LEARN MORE](#)



BEST ACCOMMODATION

From \$200/night

SITUATED ON BARCELONA'S FAMOUS LA RAMBLA, THIS RESTORED 19TH-CENTURY BUILDING FEATURES A ROOFTOP POOL WITH A SUN TERRACE. THE ELEGANT ROOMS INCLUDE FREE WI-FI AND A MARBLE BATHROOM. THE COLONIAL-STYLE HOTEL HAS UNIQUE ARCHITECTURAL AND HISTORICAL HERITAGE WHICH GIVES IT THE SPECIALITY MONUMENT STATUS.



[LEARN MORE](#)



LUXURY ACCOMMODATION

From \$300+/night

FREQUENTLY HOSTING WORLD-FAMOUS CELEBRITIES, THIS HOTEL IS LOCATED ON BARCELONA'S FAMOUS LAS RAMBLAS. STYLISH ROOMS FEATURE FLAT-SCREEN TVS, A MUSIC SYSTEM AND A NEOCLASSICAL STYLE FAÇADE. CHIC- BOUTIQUE DESIGN THROUGHOUT WITH BRIGHT COLOURS.



📍 L'EIXAMPLE

The Sagrada Família, by Catalan architect Antoni Gaudí, started construction in 1882 and it's still being built today. The neo-gothic church is jaw-dropping. Inspired by nature, Gaudí created new shapes and structures, which made others see it as a laboratory of constructive experiments. The exterior of the building depicts religious and natural themes while the inside presents awe-inspiring views filled with stained glass windows and colossal columns.

La Sagrada Família is the single most visited monument in Barcelona, with more than three million visitors a year, and the most important work of the Catalan modernist movement.

Avinguda Gaudí

This pleasant avenue connects the two biggest points of interest in the neighbourhood: La Sagrada Família and Sant Pau Recinte Modernista. The street has restricted vehicular access, being mostly pedestrian, with a variety of cafés, restaurants and shops on both sides.

Secret Viewing Point

Looking for a unique perspective of La Sagrada Família? How about an amazing view while enjoying a drink? If this sounds like your cup of tea, head over to [Ayre Hotel Rosellón](#) and visit the balcony on the top floor.



WHERE TO STAY L'EIXAMPLE

[LEARN MORE](#)



BUDGET ACCOMMODATION

From \$80/night

FEATURES A ROOFTOP TERRACE AND PUTS YOU WITHIN A 5-MINUTE WALK OF SAGRADA FAMILIA. YOU'LL HAVE FREE PERKS LIKE WIFI AND WIRED INTERNET. ALSO, PLAÇA DE CATALUNYA AND LA RAMBLA ARE JUST A 5-MINUTE DRIVE AWAY. FELLOW TRAVELERS LIKE THAT IT'S JUST A SHORT WALK TO PUBLIC TRANSPORTATION.



[LEARN MORE](#)



VALUE ACCOMMODATION

From \$150/night

JUST A 5-MINUTE DRIVE FROM SAGRADA FAMILIA AND PLAÇA DE CATALUNYA. YOU CAN VISIT THE 24-HOUR FITNESS CENTER FOR A WORKOUT OR UNWIND WITH A DRINK AT THE BAR/LOUNGE. AN OUTDOOR POOL, A SNACK BAR/DELI, AND A TERRACE ARE OTHER HIGHLIGHTS AT THIS UPSCALE HOTEL.



[LEARN MORE](#)



BEST ACCOMMODATION

From \$200/night

LOCATED 300 METRES FROM SAGRADA FAMILIA, THIS 4-STAR HOTEL IN BARCELONA FEATURES A BAR WITH A TERRACE, AIR-CONDITIONED ROOMS WITH FREE WIFI, AND EACH WITH A PRIVATE BATHROOM. ROOM SERVICE AND A CONCIERGE SERVICE BUT ITS ALL ABOUT THE ROOFTOP VIEWS.



[LEARN MORE](#)



LUXURY ACCOMMODATION

From \$350+/night

PUTTING YOU IN A GREAT LOCATION WITHIN JUST A 10-MINUTE WALK OF PLAÇA DE CATALUNYA AND LA RAMBLA, GUESTS CAN GRAB A BITE TO EAT AT ONE OF THE 2 RESTAURANTS AND VISIT THE SPA TO BE PAMPERED WITH MASSAGES, AROMATHERAPY, OR REFLEXOLOGY.



📍 EL BORN

This delightful corner of Barcelona has all the beauty of the Barri Gotic... but is just far enough removed from the beaten track to maintain a little more calm, charm and dignity. Despite popular tourist attractions like the Picasso Museum and Ciutadella Park (which is also home to the city's zoo), the area has maintained a high degree of local life.

The heart of the district is undoubtedly the picturesque Passeig del Born 'square' (in fact it's an oblong). Once the site of medieval jousting competitions, nowadays this tree-lined street is a nightlife hub that comes alive with hip 20-something locals from the early evening onwards eating crepes, nibbling on tapas and consuming beers and cocktails in the area's abundance of trendy little bars.

On warm nights many people will purchase cans of beer from street vendors for cheap, giving the place a Bohemian and laidback street party vibe.



WHERE TO STAY EL BORN

[LEARN MORE](#)



BUDGET ACCOMMODATION

From \$80/night

GUEST HOUSE IS OPPOSITE BARCELONA'S FRANÇA TRAIN STATION AND 100 METRES FROM CIUDADELA PARK. IT OFFERS BASIC AIR-CONDITIONED ROOMS WITH FREE WI-FI, AND PRIVATE BATHROOM FACILITIES. ALL ROOMS AT THE CIUDADELA ARE HEATED, AND THERE IS A TV. MOST ROOMS HAVE A WORK DESK AND A PRIVATE BALCONY



[LEARN MORE](#)



VALUE ACCOMMODATION

From \$100/night

THIS HOTEL IS IN SANT PERE, SANTA CATERINA I LA RIBERA AND A 10MIN WALK FROM BARCELONETA. IT HAS AN OUTDOOR ROOFTOP POOL, AND OFFERS AIR-CONDITIONED, SOUNDPROOFED ROOMS WITH FREE WIFI AND FLAT-SCREEN TV'S. ROOMS ARE HEATED AND HAVE A/C.



[LEARN MORE](#)




BEST ACCOMMODATION

From \$175/night

PUTS YOU IN A GREAT LOCATION, WITHIN JUST A 10-MINUTE WALK OF BARCELONA CATHEDRAL AND PORT DE BARCELONA. ALSO, LA RAMBLA AND PLAÇA DE CATALUNYA ARE WITHIN A 15-MINUTE WALK. FELLOW TRAVELERS SAY GREAT THINGS ABOUT THE HELPFUL STAFF AND LOCATION.



[LEARN MORE](#)



LUXURY ACCOMMODATION

From \$225+/night

ACROSS THE STREET (WEST) FROM EL BORN, PUTTING YOU WITHIN JUST A 10-MINUTE WALK OF PORT DE BARCELONA AND LA RAMBLA. YOU CAN UNWIND WITH A DRINK AT THE BAR/LOUNGE, AND BUFFET BREAKFAST IS AVAILABLE DAILY. THIS UPSCALE HOTEL IS ALSO JUST A 5-MINUTE DRIVE FROM PLAÇA DE CATALUNYA AND BARCELONA CATHEDRAL.



BARCELONA AIRPORT PICKUP

Often, the first question I get about Barcelona is, "How do I get to the city center?"



The easiest and best option to get to your hotel or the city center of Barcelona is to hire a private driver. This is because, the second you step out of baggage claim, you have somebody waiting for you with your name on a sign. [Hire a private driver here.](#)

The last thing you want to do after your long journey is to wait around for a bus, train, or a taxi driver.

The cheapest way to get to the city center is via the [Aerobus](#). Single Ticket: €7.95



There are Aerobuses going to both T1 and T2. Aerobuses look different to the standard Barcelona TMB buses. The Aerobuses for T1 and T2 are light and dark blue and have 'Aerobus' written down the side. [Book an Aerobus.](#)

Traveler Tip: There are two terminals T1, and T2 at Barcelona airport and there are also two separate Aerobus services for each terminal. Therefore, when you are waiting at the bus stop in the town centre, ensure that you are getting on the Aerobus that takes you to the terminal that you require. If you are unsure, ask the driver. If not you can end up at the wrong terminal and you could have as much as a 30 minutes additional transfer time to travel from one terminal to the other.

The metropolitan transport of Barcelona (TMB bus #46) also run buses during the day from both Terminal 1 (T1) and Terminal 2 (T2). During the night the [N17 / N18 Airport Night buses](#) operates from T1 and T2 respectively. The advantage of the Aerobus is that it runs on a more regular basis, offers more luggage space and stops at fewer places on the way into Barcelona therefore reducing transfer times to and from the airport. However, the cost of the journey on the TMB bus is cheaper than the Aerobus from T2 and T1.

Taxis are a good option to get to/from the airport but not my preferred method, as some taxis are just as expensive as hiring a private driver. The official taxis in Barcelona are black and yellow. They have a taxi sign at the front of the taxi roof, which also shows a green light if the taxi is free. Make sure they have a *taximeter*, *identity card of the taxi driver*, *taxi registration number* and *taxi ID plate*. **Confirm the taxi fare before getting in.**

There are taxi ranks located outside both Terminal 1 (T1) and Terminal 2(T2) at Barcelona Airport.

You can hail a taxi in the street or take a taxi at one of over 200 taxi stops in the city.

TRAINS & TRAMS

Many people opt to take a private driver or bus from the Barcelona Airport to the city centre. However, the train can also prove to be convenient, particularly if you are watching your budget closely or if you wish to reach a specific destination that is on the train route. You can also be more certain of travel times as you have no traffic jams to factor in for. Single ticket: €4.60



The **RENFE** train service runs approximately every 30 minutes to and from Barcelona airport to the city centre. Travel time approximately 25 minutes.

You can catch the train from **Aeroport**, **Clot**, **Passeig de Gràcia**, or **Barcelona Sants** (otherwise known as Sants Estació) and vice versa.

Train ticket vending machines can be found in both the airport station and the stations in Barcelona city centre.

Barcelona's subway (Metro) is a popular means of transport for both tourists and locals due to its safety, efficiency and reliability, with trains running every few minutes during peak hours. It offers comprehensive coverage over the heart of Barcelona, with stops that go practically to all parts of the city.

See the Metro Map on the next page which covers all metro lines with their stops and indicates if they have a lift or other accessibility options for persons with a disability.



The tram system in Barcelona called "**El Tram**". Barcelona's trams can be spotted all around the city - they are green and white and travel at about the same speed as a car. Barcelona's tram system seems to be less well-known or used than the bus or metro systems. However, it can be a quick and convenient way to get around the city. Single ticket: €2.40

A single ticket for the tram can be purchased from the ticket machines that are located at each tram stop (see map on next page). The machines have a touch screen and are available in English, Spanish, Catalan and French. You can use a debit or credit card in the machines as well as coins, but not bank notes.

Once you have purchased your ticket you will need to validate it (punch it at a punch stand machine) to ensure that you have paid for your journey.



THANK YOU FOR YOUR SUPPORT!



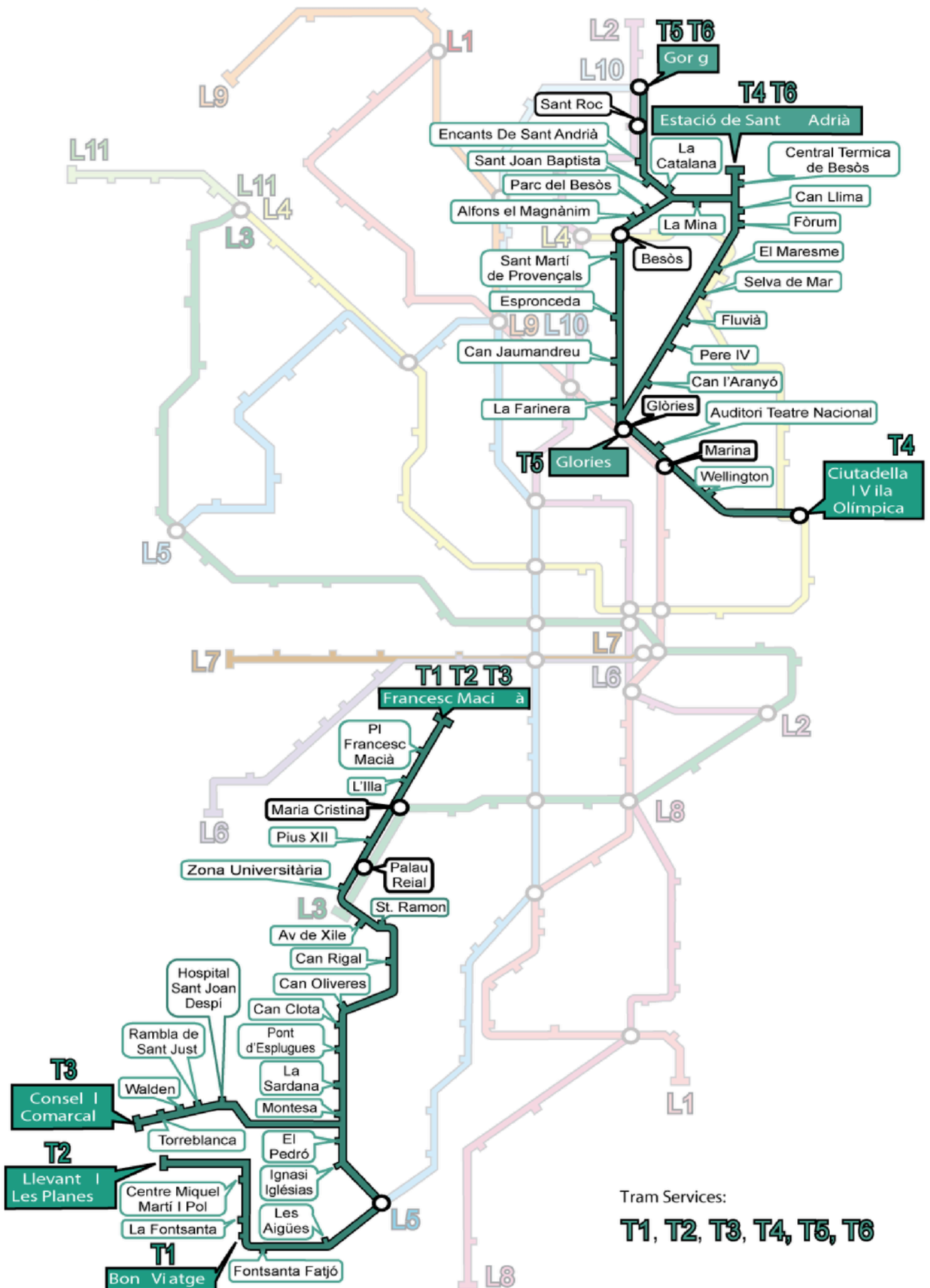
Love the Guide?



Buy Me a Coffee!



TRAM MAP



Tram Services:
T1, T2, T3, T4, T5, T6

BARCELONA TRANSPORTATION CONTINUED

Once you're in the city center, the best way to get around Barcelona is to walk. Barcelona is a very walkable city. Expect to bring a great pair of walking shoes and leave your dress shoes and high heels in your bag until the evening.

HERE ARE SOME OPTIONS FOR TRANSPORTATION



You can buy a hop on hop off ticket to explore the city. Check out this option to see if it's right for you [HERE](#). Single Ticket: £35



T-CASUAL

You can buy tickets for individual journeys for the metro but if you are here for more than one day or intend taking more than 5 journeys on the metro or buses it's best to [buy the T-Casual ticket](#). Single Ticket: £11.35



BARCELONA CARD

The Barcelona Card includes 25 unique attractions and museums with it's purchase. And enjoy free public transportation on trams, busses, and the metro. You have options of 3, 4, or a 5-day Barcelona Card to save up to 77% compared to regular admission prices. Single Ticket: £56

CITY PASS

This pass offers unlimited travel for 2 days or more to get around Barcelona. Go at your leisure as you travel by the metro, buses, and trams as many times as you like. Visit the city's landmarks and monuments at your own pace. ***A pass to connect with the Barcelona airport line is included.***

Learn more about the city pass here- "[City Pass](#)". Single Ticket: £17





CAR RENTAL – SEARCH, COMPARE & SAVE UP TO 70% OFF

LEARN MORE

DISCOVERCARS.com

✓ NO HIDDEN COSTS ✓ 24/7 SUPPORT ✓ FREE CANCELLATION

RENTING A CAR

If you enjoy the freedom of being on your own time and avoiding being stuck with a tour group, I highly suggest renting a car.

[DiscoverCars.com](https://www.discovercars.com) offers no hidden costs, 24/7 support and 100% free cancellation.


You can compare major car brands like Hertz, Budget, AVIS, Enterprise, EuropeCar, Alamo, SIXT and many others.

Having your own ride in Barcelona will let you explore its different neighborhoods, as well as the rest of Catalonia region.

Pick up your car directly from the **Barcelona El Prat Airport** and off you go!

Most of the roads inside the country are **toll-free**. Toll roads are called ‘carretera de peaje’. On maps and road signs, all toll roads have to include a letter P after the road type. The payment method may vary depending on the road, but most will accept cash.

The most popular rental car in Spain is the Ford Fiesta, but travelers tend to also choose the Fiat 500 and the Ford Focus a lot.



[LEARN MORE](#)

Estimated Pricing - USD

- Convertibles - from \$18 per day
- Station wagons - from \$41 per day
- Large cars - from \$28 per day
- Medium cars - from \$11 per day
- Vans - from \$19 per day
- Premium cars - from \$75 per day
- Small cars - from \$7 per day
- SUVs - from \$10 per day

If you plan to rent a car in Spain, it’s recommended that you get an International Driving Permit in advance of your trip. These are issued through agencies like [AAA](#) (US), [CAA](#) (Canada), the [UK post office](#), and [AAA Australia](#). Cost varies by country from about \$5 to \$25, and IDPs are valid for one year. Spanish law requires foreign drivers to carry an IDP in addition to a driver’s license.



World Travel Tech Awards - World's Best Car Rental Booking Website 2022



World Travel Tech Awards - World's Best Car Rental Booking App 2022



Magellan Awards Gold Winner 2022



Travel & Hospitality Awards 2021



FT 1000: Europe's Fastest Growing Companies - Top 300 Companies 2021



FT 1000: Europe's Fastest Growing Companies - Top 100 Companies 2020



Uzakrota Travel Awards - World's Leading Car Rental Website 2022

GETTING OUTSIDE OF BARCELONA

While you could get lost in the alleyways and cobblestone streets of Barcelona for weeks, there is a lot to see outside of the city as well. Here are some perfect day trip ideas that can be explored by [renting a car](#) or going on an organized tour.

Explore the amazing scenery of “**The Wild Coast**” in **Costa Brava** from the vantage point of the sea (photo 1 on the right). Paddle along the coast in your kayak along the craggy coastline to a natural cave. [Learn More](#)

Find the beautiful **Parc del Laberint d'Horta** (Photo 2) just twenty minutes outside of the city. Horta's Labyrinth Park has the city's oldest conserved garden. Stroll in the park and find solitude for a few hours. Packing a picnic and finding a quiet spot is highly recommended! Single Ticket: £3

After your picnic lunch at Parc del Laberint d'Horta, head 17 minutes southwest to **Mt. Tibidabo's Amusement Park** and panoramic views. On a clear day you can look back on the entire town of Barcelona and see the ocean in the distance. It makes for an incredible view.

Just a mere forty five minutes northwest is the mountain of [Montserrat](#). The views are spectacular and walking shoes are a must. Ride the funicular or take a walk down to [Santa Cova](#).

Montserrat is by far the most popular destination for Barcelona day-trippers. A great break from the crowded city's hustle and bustle. Try the [wine tour](#) if you looking for something a little bit different on your Montserrat tour!

Continued on next page...



COSTA BRAVA




PARC DEL LABERINT D'HORTA



MONTSERRAT

The city of **Girona** is roughly an hour and a half from Barcelona and is a stunning medieval town with a charming old quarter, narrow streets, and picturesque houses. You can visit the Cathedral, the Jewish Quarter, and the Arab Baths. Don't worry about driving though, [book your tour here](#).



GIRONA

Tarragona: This coastal city is about an hour away from Barcelona and is home to Roman ruins, including an amphitheater and a circus, as well as beautiful beaches and a picturesque old town.



TARRAGONA

[Learn More - Tarragona Tour](#)

Sitges: This coastal town is just 30 minutes away from Barcelona and is known for its beautiful beaches, vibrant nightlife, and excellent cuisine.



SITGES

[Learn More - Sitges Tour](#)

Figueres: This town is about two hours away from Barcelona and is the birthplace of Salvador Dali. You can visit the Dali Theatre-Museum, which houses many of his works, and explore the charming old town. [Learn more about a tour here](#).

LOOKING FOR A PRIVATE GUIDE TO TAKE YOU OUTSIDE OF BARCELONA?

- See the town of Cadaqués where Dali lived
- Visit Montserrat & afterwards dine at a Catalan restaurant on an olive farm
- Spend the day at the most beautiful coast of Catalonia
- Explore 3 wonderful towns in a day
- Wander the medieval town of Tossa de Mar with its picturesque beaches
- Go to the only tiny country that separates Spain and France
- Tour the French town of Collioure and visit the winery of Pierre Richard

-Artem from Barcelona

[LEARN MORE](#)



SCAN ME



MY FAVORITE TRAVEL CREDIT CARDS



[CLICK HERE](#)

Disclaimer: This guide contains affiliate links. If you book or buy something through these links, I earn a small commission (at no extra cost to you).





FC BARCELONA

FC Barcelona, founded in 1899 by a group of young foreigners living in Barcelona, was the result of the increasing popularity of football, and other British sports, across Europe. Hans Gamper, the Club's founder, was the inspiration and driving force behind the Club's first 25 years. His commitment to FC Barcelona went far beyond his role as player, director and president.

FC Barcelona is one of the most popular fútbol (soccer) clubs on the planet.

CAMP NOU STADIUM

The current (old) stadium is under construction and the new stadium is set to be officially completed in 2026 for the Club's 125th anniversary.

FC BARCELONA TOUR

The absolute best experience for an FC Barcelona fan is the immersive museum and interactive tour while the stadium is under construction.

Located in a specially adapted space near the Spotify Camp Nou, this immersive exhibition features 18 interactive stations. Begin your journey at the welcome area, where you'll receive audio guides and find useful information. Don't miss the chance to capture memorable photo opportunities and enjoy a free shirt customization.

[Learn More](#)



La Liga **27** TITLES

UEFA Champions League **5** TROPHIES

FIFA Club World Cup **3** TROPHIES

Copa Del Rey **31** TROPHIES



FUN FOR KIDS!

1. AQUARIUM

A trip to the [Barcelona Aquarium](#) is an absolute must when visiting the vibrant city with your kids. Located at the iconic Port Vell, this impressive aquarium offers an immersive and educational experience that will leave your little ones in awe.

Single Ticket: £27



2. CASA BATLLÓ

A visit to [Casa Batlló](#) is a wonderful way to introduce your kids to the magical world of art and architecture in Barcelona. This iconic landmark, designed by the renowned architect Antoni Gaudí, is a true masterpiece that will captivate the imaginations of young visitors. Single Ticket: £37



3. CIUTADELLA PARK

Ciutadella Park is a paradise for families with kids in Barcelona. As you step foot into this sprawling green oasis, you'll immediately feel a sense of excitement and wonder. The park offers a wide range of free activities and attractions that will keep children of all ages entertained and engaged. FREE

4. ZOO

Enjoy a day in Barcelona's Zoo. The zoo hosts more than 4,000 animals from 400 different species. Single Ticket: £22



5. CHOCOLATE MUSEUM

The Barcelona Chocolate Museum, included in the Barcelona Card, is also known as Museu de la Xocolata. It's a delightful and educational destination to visit with kids. The Barcelona Card also includes 25+ other attractions and free transportation. Single Ticket: £56



GATHER DOCUMENTATION

At least six months before your departure, make sure your ID and other necessary documents are in order.

Driver's license: Most of the time, you can leave this at home. However, if you are renting a car, you will need to show it to your agency. Also, if you lose your passport, this is a good second form of identification.

Passport: Applying for or renewing a passport typically takes six to eight weeks, sometimes longer. However, you can pay an additional \$60 expedited service fee to get it renewed in two to three weeks, if desired. If you plan to travel outside the U.S., you need a passport. Make sure your passport will not expire for at least six months after your trip is scheduled to end. Some countries also require passports to have one to two blank pages for entry.

Visas: If you're traveling to another country, you may need to apply for a tourist visa. This could require paying a visit, or sending your passport, to a foreign embassy or consulate in the U.S. Application fees typically run from \$50 to \$200. Visit the U.S. Bureau of Consular Affairs to learn more.

TSA PreCheck and Global Entry: Travel Credit Reward Cards like the Chase Sapphire Preferred or Capital One card, give you up to a \$100 credit towards these programs.

Confused about the two programs? Here's the difference: **TSA Precheck** (\$85) puts you in a faster security line at U.S. airports.

Global Entry (\$100) includes TSA Precheck and adds expedited customs screening upon your return from international trips. These programs can help you zip through airport security lines.

Before you apply, give yourself a few weeks to fill out the online application and visit an enrollment center for fingerprinting and an ID check.

You must already have a valid U.S. passport to apply for Global Entry, and you must participate in an interview at a designated enrollment center. Once approved, your status lasts five years. Most interviews last about five minutes, it's very easy!

VIEW FROM MOUNT TIBIDABO



PACKING

Each adventure requires a different packing list. If you pack last minute, you can skip this section.

Traveler Tip: If you're a film nerd like me, don't forget your [DJI mini drone](#) or [GoPro](#) at home! Follow this link to my Amazon store to grab the latest [GoPro Hero 12 Black](#).



If you want to pack like a pro, I highly suggest to start thinking about it an advanced. This is for a few different reasons. The most important being that you don't want to forget anything, obviously.

Speaking of packing... you won't be able to miss [this luggage set](#) at the airport.



Packing Cubes vs. Rolling: Which is best?

A packing cube set, like [these on Amazon](#), can help you save almost as much space as folding. Plus, keep you significantly more organized. And this is why I love packing cubes. It makes my life so much easier on the road.

Traveler Tip: If you stick a travel size fabric softener spray bottle in a plastic ziplock bag in one of your shoes, you can use it at your destination to get out any wrinkles and keep your clothes smelling fresh.

The Secret Packing Cube Hack

Here is what I do. I roll my clothes and pack them in my packing cubes organize by clothing garment. So the basics like pants, shirts, bedtime outfits, etc. Fill in your shoes with items like socks and place them around the packing cubes, where the gaps are. Lastly, not everything needs a packing cube. You may want to lay thick sweaters or jackets flat.

This way, **you get the best of both worlds**. The cubes keep your garments organized and rolling technique allows you to fit more inside the cube. VIOLA!



LOST LUGGAGE...

Who ya gonna call? Ghostbusters?!

The airlines doesn't care about your lost bag, trust me! That's why I always, always, always keep an [Apple Airtag](#) in mine.

Don't have an iPhone, no problem, use [these](#) instead.

THE ULTIMATE TRAVEL PACKING LIST

CLOTHES TO PACK

- UNDERWEAR
- SOCKS
- BRAS
- SLEEPWEAR
- T-SHIRTS
- DRESS SHIRTS
- CASUAL SHIRTS
- JEANS
- PANTS
- SHORTS
- DRESSES
- SKIRTS
- SWEATERS
- SWEATSHIRTS
- SUITS
- SWIMSUITS
- COVER-UPS
- COATS
- HATS
- GLOVES
- SCARVES
- PURSES
- UMBRELLA
- LEISURE SHOES
- HIKING BOOTS
- SNEAKERS
- SNOW BOOTS
- DRESS SHOES
- SANDALS
- BELTS
- TIES
- JEWELRY
- COLLAPSIBLE PACK

MISCELLANEOUS ITEMS

- CELL PHONE
- CELL PHONE CHARGER
- MEDICATIONS
- ELECTRONIC CHARGERS
- EMERGENCY CONTACTS
- COPY OF PASSPORT
- PLUG ADAPTER
- BEACH TOWELS
- SWIMMING GOGGLES & FINS

TOILETRIES TO PACK

- TOOTHBRUSH
- TOOTHPASTE
- DENTAL FLOSS
- SOAP
- DEODORANT
- SHAMPOO
- CONDITIONER
- HAIR BRUSH
- STYLING TOOLS
- FACIAL CLEANSER
- FACE LOTION
- SUNSCREEN
- MOISTURIZER
- CONTACT LENSES
- CONTACT SOLUTION
- SHAVING SUPPLIES
- MAKEUP
- MAKEUP REMOVER
- PERIOD PRODUCTS
- MEDICATION/BC
- NAIL FILE
- NAIL CLIPPERS
- TWEEZERS
- HAND SANITIZER
- BANDAGES
- FIRST-AID
- INSECT REPELLENT
- PAIN RELIEVERS
- VITAMINS

TECH & CAMERA GEAR

- CAMERA
- GOPRO
- DRONE
- TABLET
- LAPTOP
- CAMERA CHARGERS
- BLUETOOTH SPEAKER

WHAT TO PACK IN YOUR CARRY-ON

- BOOKS/E-BOOKS
- HEADPHONES
- TRAVEL BLANKET
- TRAVEL PILLOW
- EYE MASK
- EARPLUGS
- TISSUES
- LIP BALM
- DISINFECTING WIPES
- GUM
- CHANGE OF CLOTHES
- SNACKS
- EMPTY WATER BOTTLE
- IN-FLIGHT MEDICATIONS
- VALUABLES
- CAMERA
- DRONE BATTERIES
- PASSPORT/VISA/ID
- CASH
- CREDIT/ATM CARDS
- INSURANCE CARDS
- ITINERARY
- MAPS/DIRECTIONS
- GLASSES
- SUNGLASSES
- HOUSE KEYS
- HAND SANITIZER

ONE DAY IN BARCELONA



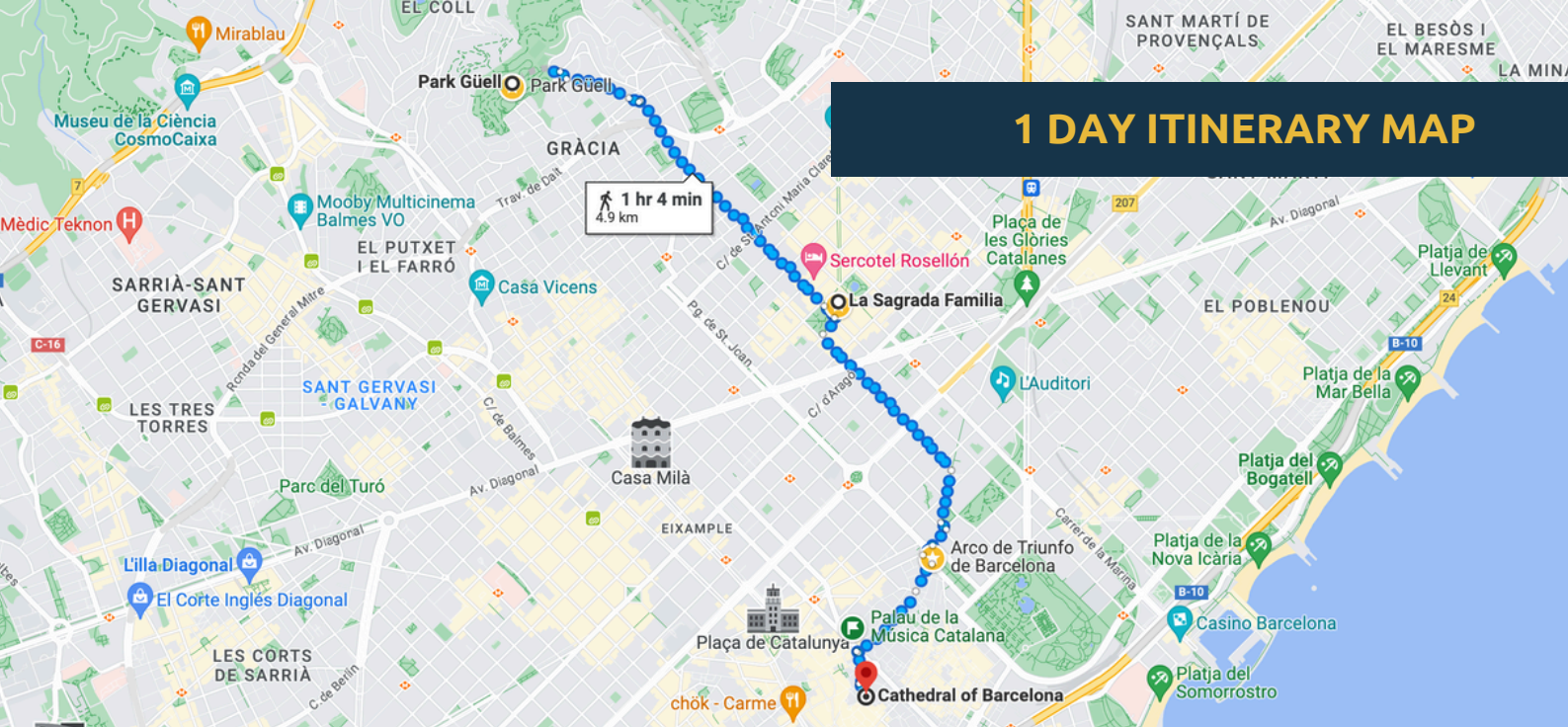
ENJOY AS MUCH AS POSSIBLE OF BARCELONA IN 12 HOURS

12 HOURS IN BARCELONA

Coming to Barcelona for only a short bit? Here is what you need to see in a short amount of time!

Day 1 - Book [Park Guell](#) for 8am and book [La Sagrada Familia](#) for 11:30am. Explore the Gothic Quarters and get lost in its' maze of alleyways. Visit the [Barcelona Cathedral](#) and go up to the rooftop. In the evening, sample Barcelona's gastronomy by enjoying a [Tapas tour](#) or a [Flamenco show](#)!

CONTACT NICK@NAVIGATORNICK.COM FOR A CUSTOM ITINERARY



1 DAY ITINERARY MAP

ENJOY AS MUCH AS POSSIBLE OF BARCELONA IN 12 HOURS

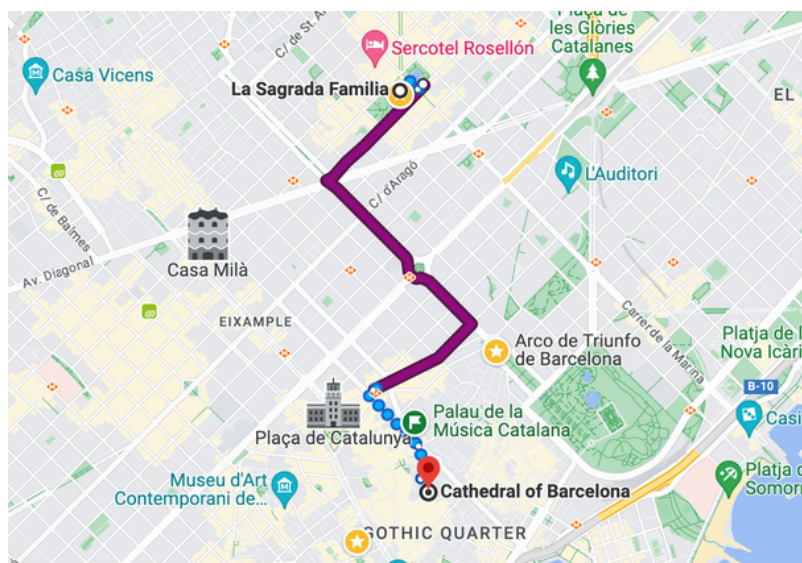
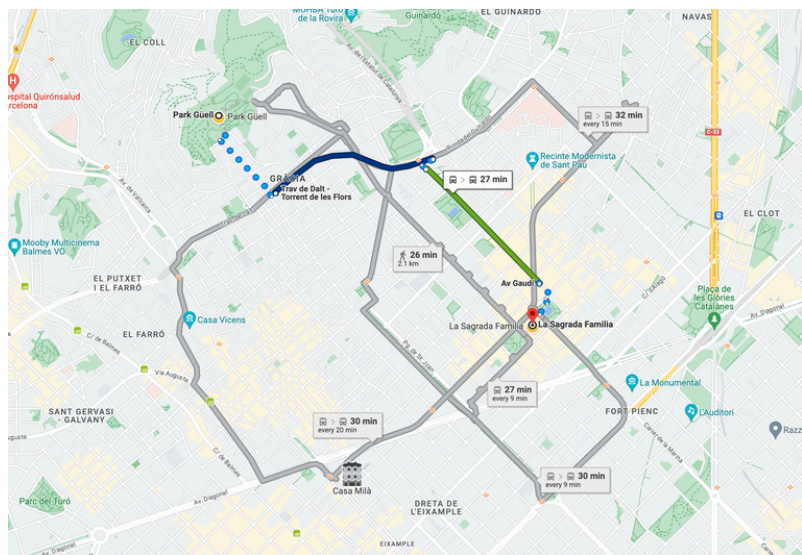
Day 1 - Explore the world of Gaudi at [Park Güell](#) at 8:00am to avoid the massive crowds after 10:30am. Bus 24 takes you right up the hill to Park Güell. You will spend roughly 2 hours here if you take your time and visit all the attractions. You can certainly do it all in 1hr 30min if you are faster.

Grab a train or bus to Plaça de la Sagrada Família for your timed entry at 11:30am. Enjoy the inside and outside of the church and get a unique view from one of the towers.

Take the “purple” line L2 from Plaça de la Sagrada Família to the Gothic Quarter’s maze of alleys and side streets. Wander to the [Barcelona Cathedral](#) and access the secret rooftop by paying a couple of euros to take the elevator to the top!

For your evening dinner and entertainment, sample some authentic [Catalan food and drink with a local tour guide](#) in the Old City of Barcelona. Savor a delicious variety of local tapas and wines, whilst enjoying stories of the city and cuisine. A perfect end to your big day in the city.

Alternatively, you could enjoy a [Flamenco Show!](#) Flamenco is an art form driven by a guitar, song (“cante”) and dancing (“baile”).



2 DAY "CRUISERS" ITINERARY



ENJOY A TASTE OF BARCELONA IN 48 HOURS

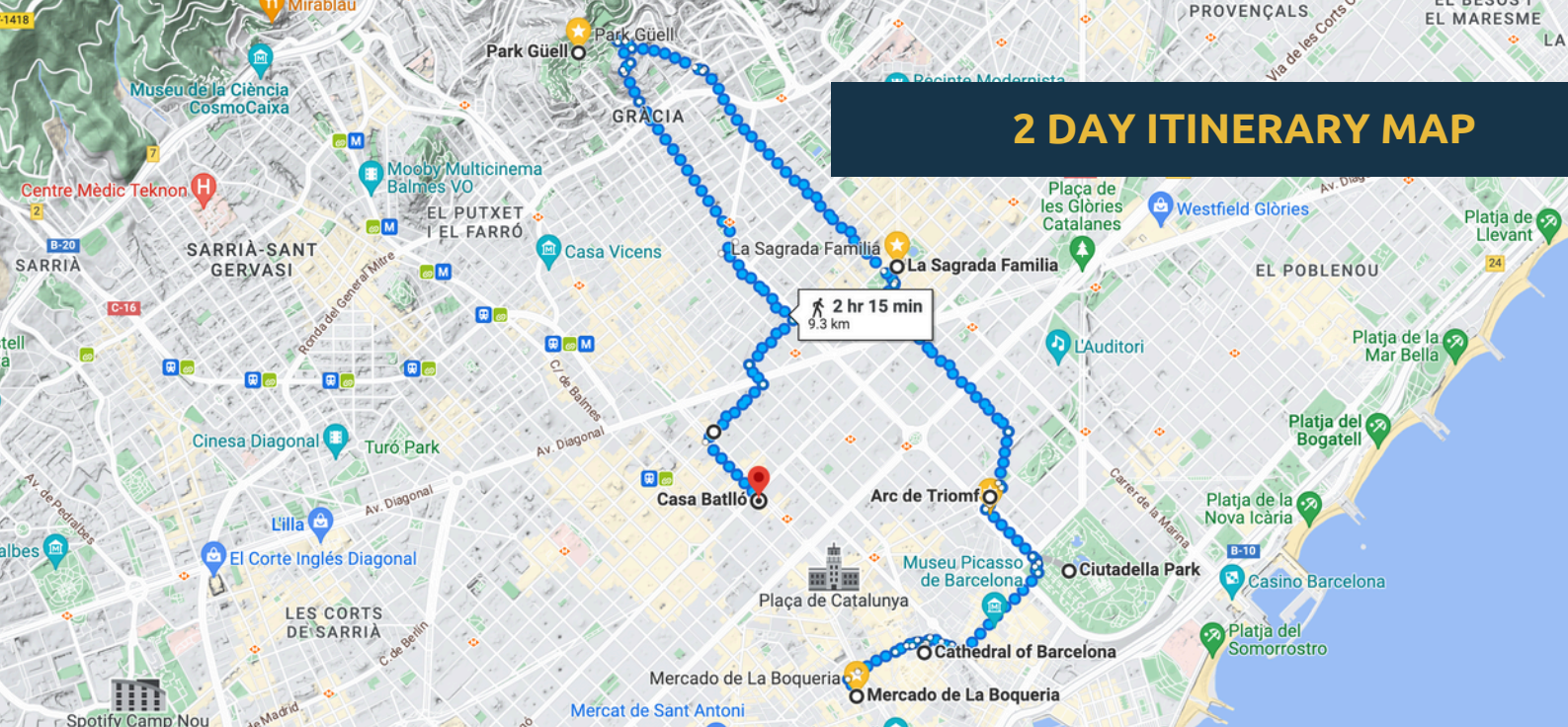
48 HOURS IN BARCELONA

Coming to Barcelona before your Mediterranean cruise? Here is what you need to see in just 48 hours before or after your cruise!

Day 1 - Explore the Gothic Quarters and get lost in its' maze of alleyways. Visit the La Boqueria Market and Barcelona Cathedral. In the evening, sample Barcelona's gastronomy by enjoying a Tapas tour!

Day 2 - Book Park Güell for 8am and book La Sagrada Família at 4:30pm months in advance. In the evening, stroll through Placa de Catalunya and do some shopping and people watching on Las Ramblas street. If you have additional time, view the Arc de Triomf and watch sunset at Ciutadella Park.

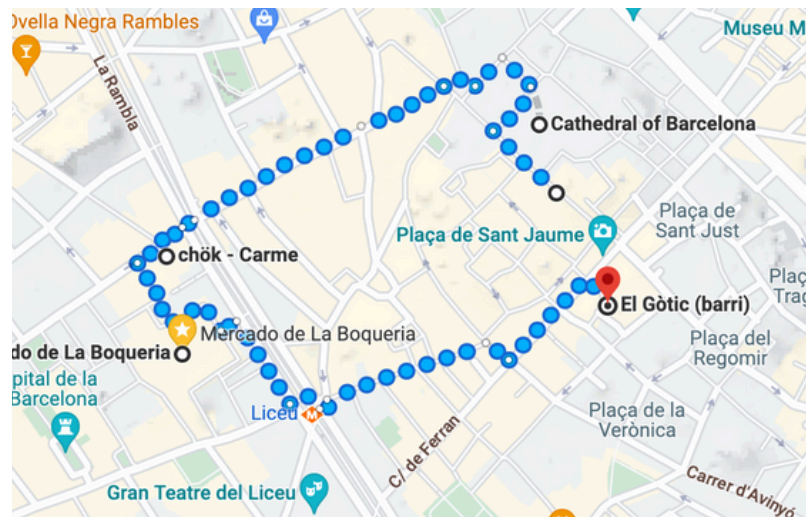
CONTACT NICK@NAVIGATORNICK.COM FOR A CUSTOM ITINERARY



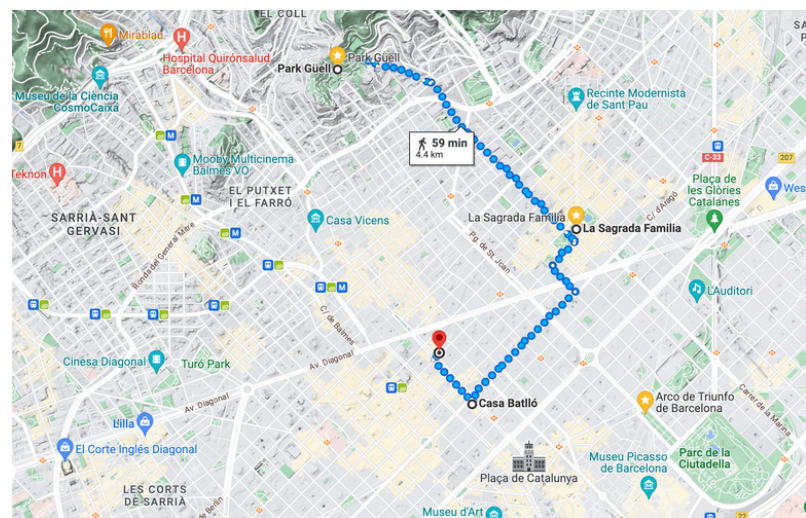
2 DAY ITINERARY MAP

ENJOY A TASTE OF BARCELONA IN 48 HOURS

Day 1 - Navigate the Gothic Quarter's maze of alleys and side streets. Stumble upon La Boqueria Market early in the morning to avoid the crowds that come after 9:30am. Wander to the Barcelona Cathedral and access the secret rooftop by paying a couple of euros to take the elevator to the top! Sample some authentic Catalan food and drink with a local tour guide in the Old City of Barcelona that evening. Savor a delicious variety of local tapas and wines, whilst enjoying stories of the city and cuisine. A perfect end to the first night in the city.



Day 2 - Explore the world of Gaudi. Make a reservation here, one or two months before your trip to Park Guell at 8:00am to avoid the massive crowds after 10:30am. Bus 24 takes you right up the hill to Park Guell. You will spend roughly 2 hours here if you take your time and visit all the attractions. Grab a train or bus to Plaça de la Sagrada Família and eat lunch at Restaurant Zed or La Pedreta. Make a reservation one or two months before your trip for 4:30pm at La Sagrada Família. If you need more Gaudi in your life, walk over to Casa Balto and Casa Mila. For your evening dinner and entertainment, be sure not to miss a Flamenco Show! Flamenco is an art form driven by a guitar, song ("cante") and dancing ("baile").



3 DAY ITINERARY SAMPLE



ENJOY THE FAMOUS ATTRACTIONS OF BARCELONA IN 3 DAYS

3 DAYS IN BARCELONA

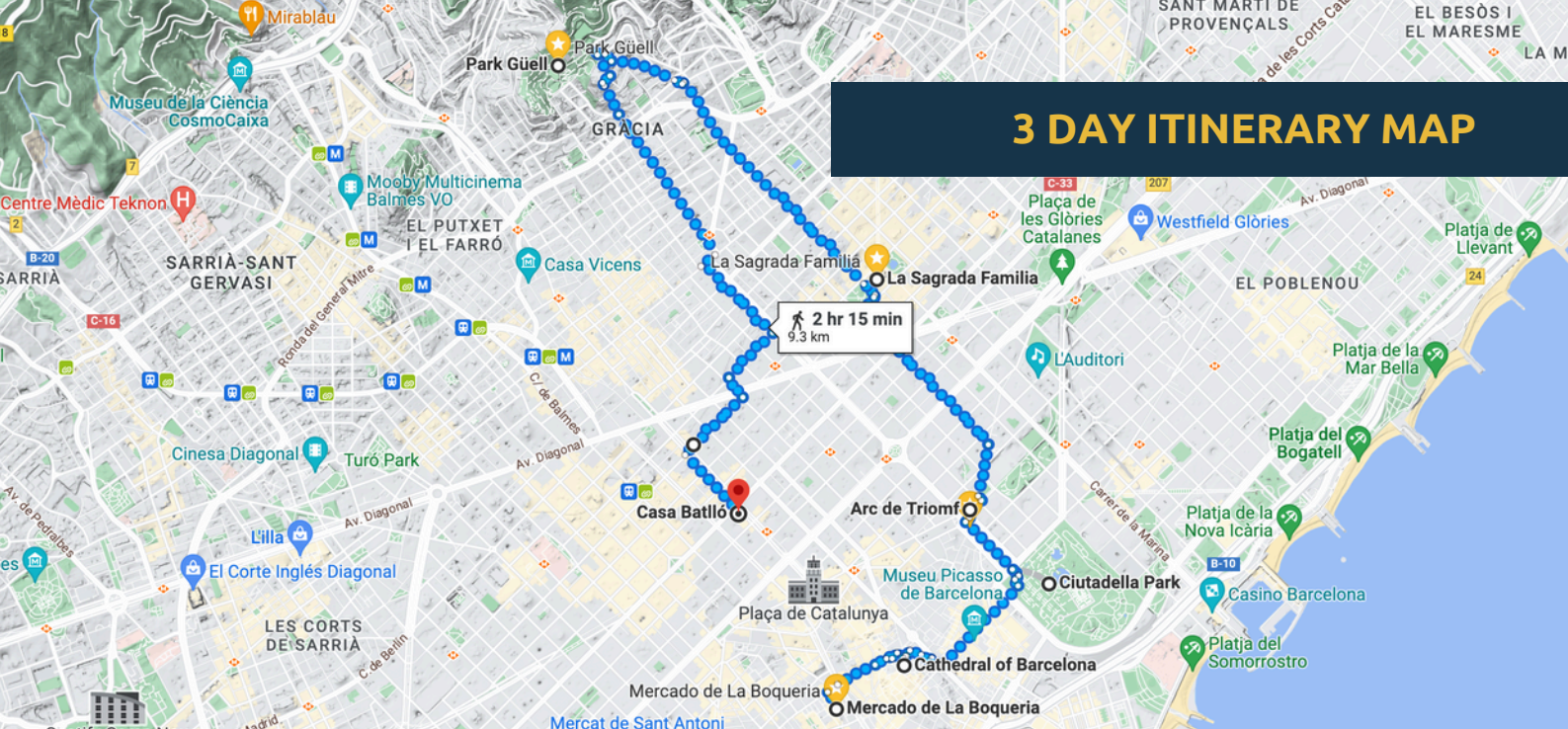
Barcelona is the capital of Catalonia, one of the most proud and rich cultures in Europe. It's one of the liveliest, most unusual, most innovative, artistic, and vibrant cities in the world. Take in its most famous attractions in 3 days, which is a good amount of time to spend in the city.

Day 1 - Explore the Gothic Quarters and get lost in its' maze of alleyways. Visit the [La Boqueria Market](#) and [Barcelona Cathedral](#). In the evening, sample Barcelona's gastronomy by enjoying a [Tapas tour](#)!

Day 2 - Book [Park Guell](#) [HERE](#) for 8am and book [La Sagrada Familia](#) [HERE](#) at 4:30pm months in advance.

Day 3 - Stroll through Plaça de Catalunya and then down Las Ramblas street to check out the shopping. Don't miss Arc de Triomf and Ciutadella Park. End your trip with a history lesson at the [Picasso Museum](#) or a brilliant [Paella Cooking Class](#)!

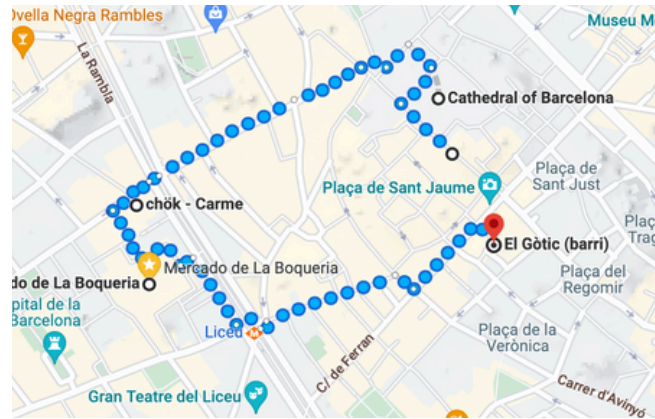
Alternatively, take the day to visit Barceloneta Beach and relax! (just watch your belongings for pickpockets)



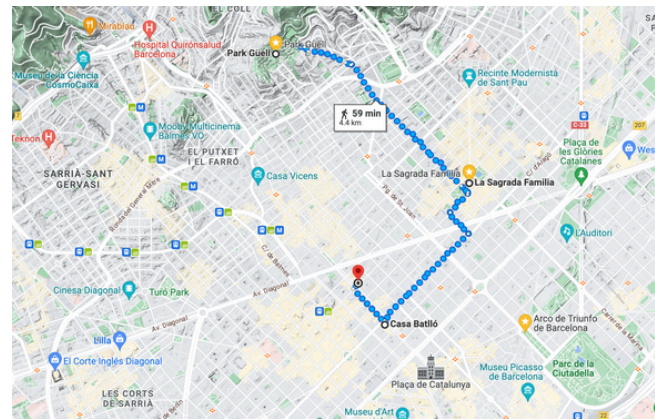
3 DAY ITINERARY MAP

HOW TO MAKE THE MOST OF 3 DAYS IN BARCELONA

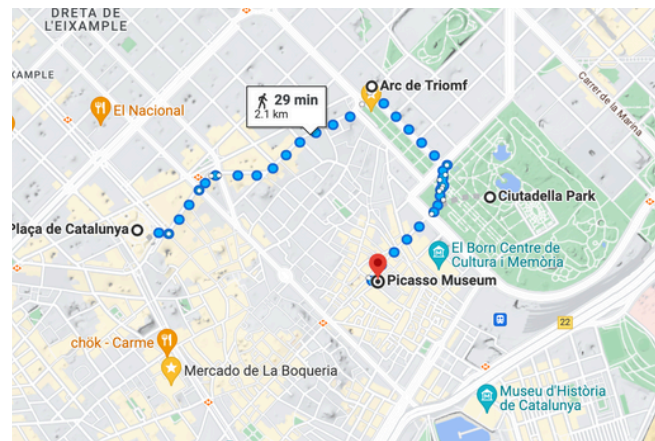
Day 1 - Navigate the Gothic Quarter's maze of alleys and side streets. Stumble upon La Boqueria Market early in the morning to avoid the crowds that come after 9:30am. Wander to the Barcelona Cathedral and access the secret rooftop by paying a couple of euros to take the elevator to the top! Sample some authentic Catalan food and drink with a local tour guide of the Old City of Barcelona in the evening. Savor a delicious variety of local tapas and wines, whilst enjoying stories of the city and cuisine.



Day 2 - Explore the world of Gaudi. Make a reservation [here](#), one or two months before your trip to Park Güell at 9:30am to avoid the massive crowds after 10:30am. Bus 24 takes you right up the hill to Park Güell. You will spend roughly 2 hours here if you take your time and visit all the attractions. Grab a train or bus to Plaça de la Sagrada Família and eat lunch at Restaurant Zed or La Pedreta. Make a reservation one or two months before your trip for 4:30pm at La Sagrada Família. If you need more Gaudi in your life, walk over to Casa Balto and Casa Mila. For your evening dinner and entertainment, enjoy a Flamenco Show!



Day 3 - Start your morning with a stroll through Plaça de Catalunya and then down Las Ramblas street to check out the shopping. Stop in at chök - Carme for some delicious chocolate and other desserts. Galavant around Arc de Triomf and Ciutadella Park. End your trip with a history lesson at the Picasso Museum or a brilliant Paella Cooking Class!



Alternatively, take the day to visit Barceloneta Beach and relax! (just watch your belongings for pickpockets)

5 DAY ITINERARY SAMPLE



ENJOY ALL THE FAMOUS ATTRACTIONS OF BARCELONA IN 5 DAYS

5 DAYS IN BARCELONA

4 or 5 days in Barcelona is the perfect amount of time. Enjoy all Barcelona has to offer and make time for a day trip outside the city to a coastal town like Costa Brava or the mountainous range of Montserrat.

Day 1 - Explore the Gothic Quarters and get lost in its' maze of alleyways. Visit the [La Boqueria Market](#) and [Barcelona Cathedral](#). Take an evening [Tapas tour](#).

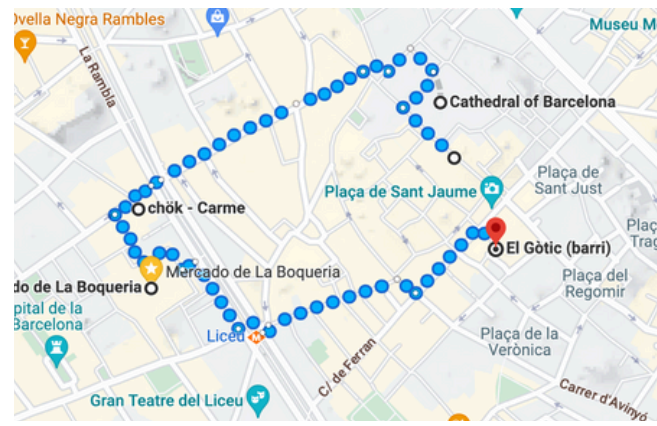
Day 2 - Book [Park Güell](#) [HERE](#) for 8am and book [La Sagrada Familia](#) [HERE](#) at 4:30pm months in advance. If you need more Gaudi, make stops at [Casa Balto](#) and [Casa Mila](#).

Day 3 - Take a break from the city and go on a day trip to [Montserrat](#) or [Costa Brava](#).

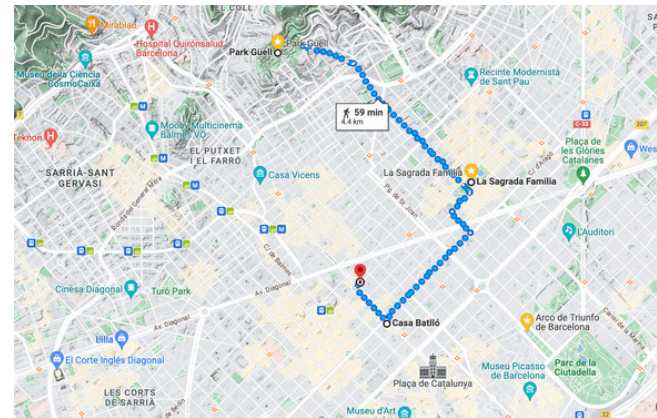
Day 4 - View historic monuments such as Mt. Tibidabo, the [Magic Fountain](#) and [Montjuic Castle](#). Don't miss riding the cable car to the top. [Learn More](#)

Day 5 - Stroll down Las Rambas street for last minute shopping. View the Arc de Triomf and Ciutadella Park for sunset.

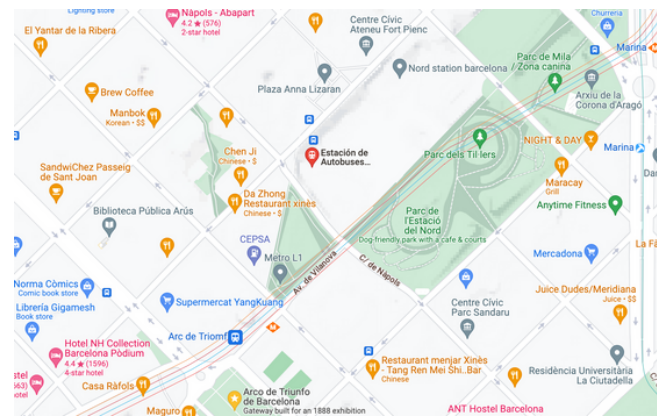
Day 1 - Navigate the Gothic Quarter's maze of alleys and side streets. Stumble upon [La Boqueria Market](#) early in the morning to avoid the crowds that come after 9:30am. Wander to the [Barcelona Cathedral](#) and access the secret rooftop by paying a couple of euros to take the elevator to the top! Sample some authentic [Catalan food and drink with a local tour guide](#) on an evening tapas tour of Old City of Barcelona. Savor a delicious variety of local tapas and wines, whilst enjoying stories of the city and cuisine.



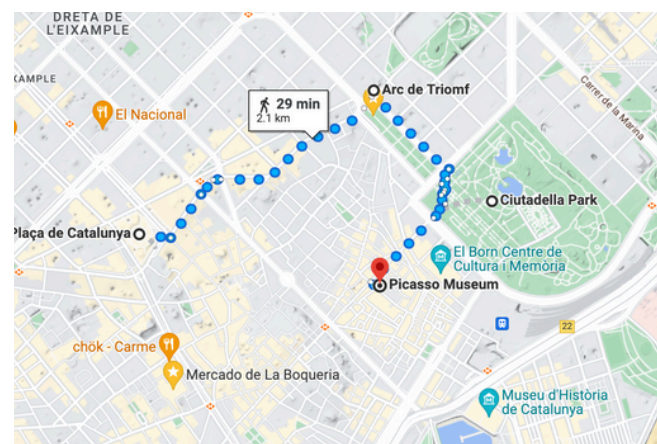
Day 2 - Explore the world of Gaudi. Make a reservation [here](#), one or two months before your trip to [Park Guell](#) at 9:30am to avoid the massive crowds after 10:30am. Bus 24 takes you right up the hill to Park Guell. You will spend roughly 2 hours here if you take your time and visit all the attractions. Grab a train or bus to Plaça de la Sagrada Família and eat lunch at *Restaurant Zed* or *La Pedreta*. Make a reservation one or two months before your trip for 4:30pm at [La Sagrada Família](#). If you need more Gaudi in your life, walk over to [Casa Balto](#) and [Casa Mila](#). Or, for your evening dinner and entertainment, a [Flamenco Show!](#)



Day 3 - Escape the busy city of Barcelona and head to Catalonia's most famous mountain range, [Montserrat](#). Learn more [here](#). Meeting location on the map to the right. At Montserrat, ride the railway to the top of the mountains, admire stunning natural landscapes, visit the local monastery, and learn about this history-rich location. Another popular day trip is Costa Brava. [Costa Brava](#) is about two hours north of Barcelona and is known for its beautiful beaches, rocky coves, and crystal-clear waters. [Learn more](#).

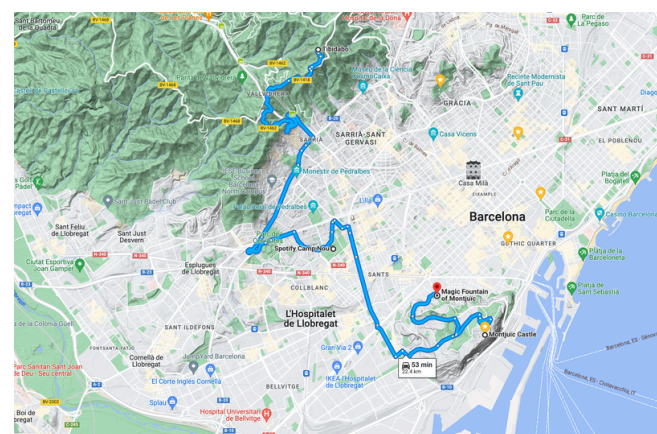


Day 4 - Start your morning with a stroll through Plaça de Catalunya and then down Las Ramblas street to check out the shopping. Stop in at [chök - Carme](#) for some delicious chocolate and other desserts. Galavant around Arc de Triomf and Ciutadella Park. End your trip with a history lesson at the [Picasso Museum](#) or a brilliant [Paella Cooking Class!](#) Alternatively, visit Barceloneta Beach and relax! (just watch your belongings)



[Read more about pickpockets in Barcelona.](#)

Day 5 - Go to the highest viewpoint in Barcelona, Mt. Tibidabo! The cheapest way to reach Mt. Tibidabo is the bus from Plaça Catalunya. Alternatively, you could hire a taxi. Climb the stairs to the top of the church or enjoy the amusement park with the kids and the panoramic views. Stop by the most famous [fútbol stadium](#) in the world for a behind the scene tour.



Be sure to check out the Magic Fountain and [Montjuïc Castle](#) and ride the cable car to the top! Book the cable car tickets [here](#).

7 DAY ITINERARY SAMPLE



A FULL WEEK FEATURING THE BEST OF BARCELONA & THE SURROUNDING AREA!

7 DAYS IN BARCELONA

With a week-long stay in Barcelona, you can explore the city from top to bottom. And, if you ever grow weary of the city's hustle and bustle, simply embark on a day trip or two to take a break from the crowds.

Day 1 - Explore the Gothic Quarters and get lost in its' maze of alleyways. Visit the [La Boqueria Market](#) and [Barcelona Cathedral](#). Take an evening [Tapas tour](#).

Day 2 - Book [Park Guell](#) [HERE](#) for 8am and book [La Sagrada Familia](#) [HERE](#) at 4:30pm months in advance. If you need more Gaudi, make stops at [Casa Balto](#) and [Casa Mila](#).

Day 3 - Take a break from sightseeing the city streets and go to Barceloneta Beach.

Day 4 - Go to the highest viewpoint in Barcelona, Mt. Tibidabo! Climb the stairs to the top of the church, enjoy the amusement park with the kids and the panoramic views. Afterwards, stop by the most famous Camp Nou Interactive Museum for a behind the scene tour of the fútbol club.

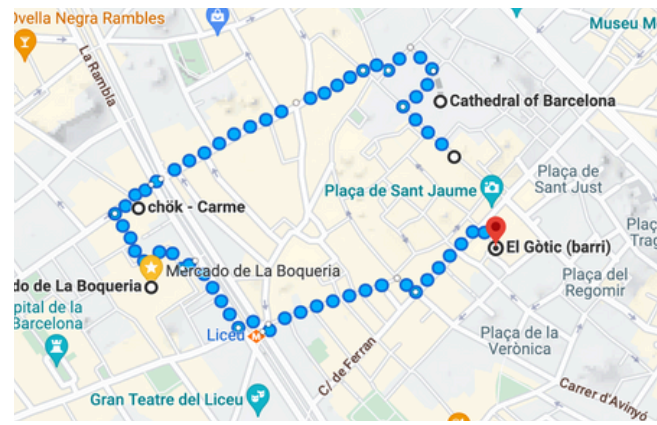
Day 5 - Venture over to the [Magic Fountain](#) and [Montjuic Castle](#). Don't miss riding the cable car to the top. [Learn More](#)

Day 6 - Take a break from the city and go on a day trip to [Montserrat](#) or [Costa Brava](#).

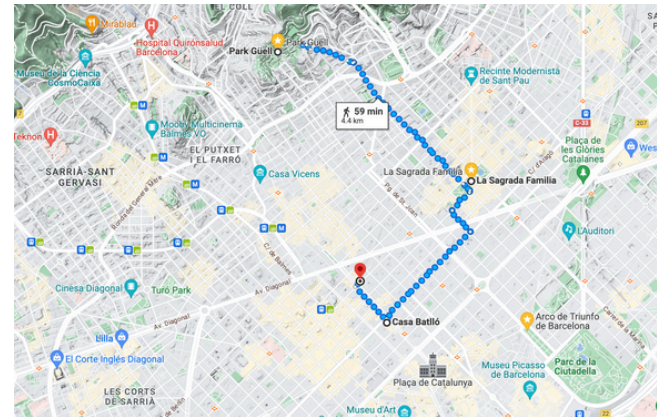
Day 7 - Stroll down Las Rambla's street for last minute shopping. View the Arc de Triomf and Ciutadella Park for sunset.

CONTACT NICK@NAVIGATORNICK.COM FOR A CUSTOM ITINERARY

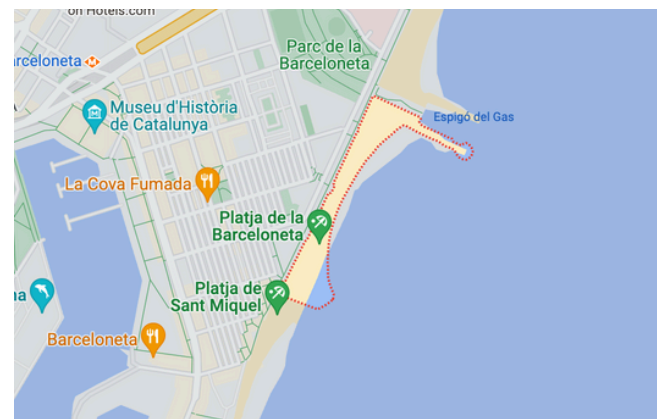
Day 1 - Navigate the Gothic Quarter's maze of alleys and side streets. Stumble upon [La Boqueria Market](#) early in the morning to avoid the crowds that come after 9:30am. Wander to the [Barcelona Cathedral](#) and access the secret rooftop by paying a couple of euros to take the elevator to the top! Sample some authentic [Catalan food and drink with a local tour guide](#) on an evening tapas tour of Old City of Barcelona. Savor a delicious variety of local tapas and wines, whilst enjoying stories of the city and cuisine.



Day 2 - Explore the world of Gaudi. Make a reservation [here](#), one or two months before your trip to [Park Guell](#) at 9:30am to avoid the massive crowds after 10:30am. Bus 24 takes you right up the hill to Park Guell. You will spend roughly 2 hours here if you take your time and visit all the attractions. [Park Guell Virtual Tour](#). Grab a train or bus to Plaça de la Sagrada Família and eat lunch at Restaurant Zed or La Pedreta. Make a reservation one or two months before your trip for 4:30pm at [La Sagrada Família](#). If you need more Gaudi in your life, walk over to [Casa Balto](#) and [Casa Mila](#).

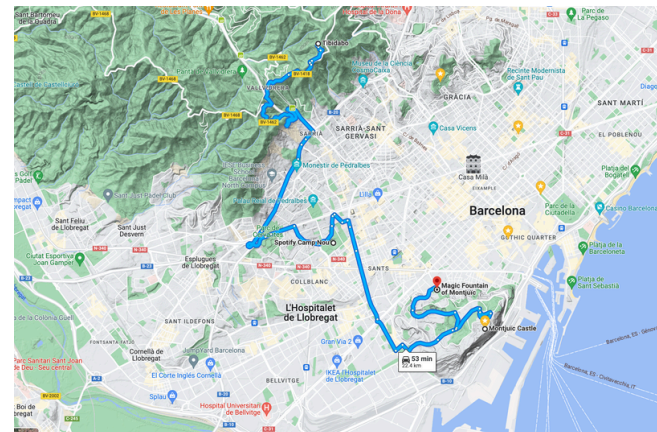


Day 3 - Take a break from sightseeing the city streets and go to Barceloneta Beach. If it's not quite warm enough, head to the rooftop bars of **Ayre Hotel Rosellón** or **Hotel Colon**. And, for your evening dinner and entertainment, a [Flamenco Show!](#)

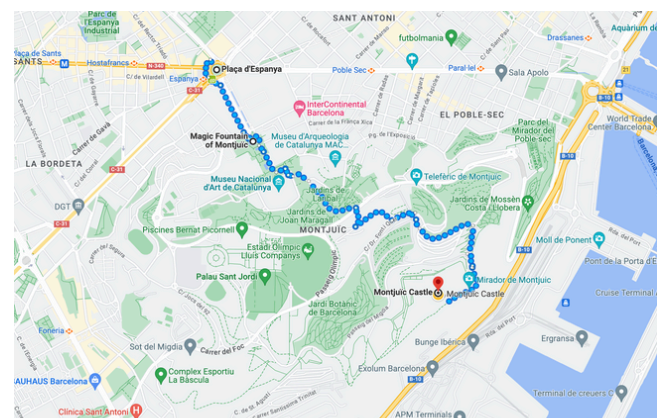


[Read more about pickpockets in Barcelona.](#)

Day 4 - Go to the highest viewpoint in Barcelona, Mt. Tibidabo! The cheapest way to reach Mt. Tibidabo is the bus from Plaça Catalunya. Alternatively, you could hire a taxi. Climb the stairs to the top of the church or enjoy the amusement park with the kids and the panoramic views. Stop by the most famous [fútbol stadium](#) in the world for a behind the scene tour. [Learn more](#)



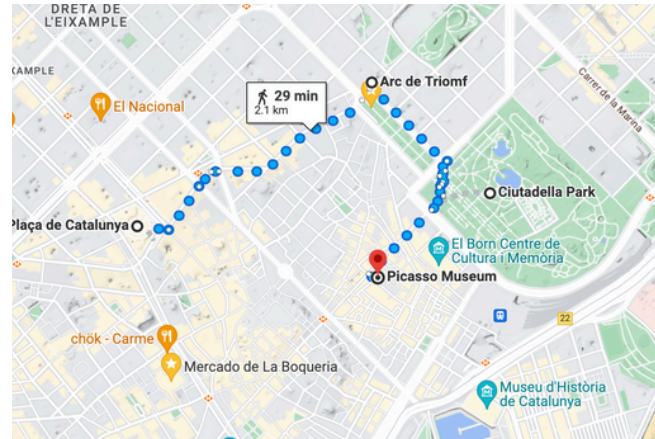
Day 5 - Check out the Magic Fountain and [Montjuïc Castle](#) and ride the cable car to the top! Book the cable car tickets [here](#). You could also climb the stairs and go inside the Museu Nacional d'Art de Catalunya. [Learn more](#)



Day 6 - Escape the busy city of Barcelona and head to Catalonia's most famous mountain range, Montserrat. Book your tickets [here](#). Meeting location on the map to the right. At Montserrat, ride the railway to the top of the mountains, admire stunning natural landscapes, visit the local monastery, and learn about this history-rich location. Another popular day trip is Costa Brava. Costa Brava is about two hours north of Barcelona and is known for its beautiful beaches, rocky coves, and crystal-clear waters. [Learn more](#)



Day 7 - Enjoy your last day in Barcelona with a leisurely morning stroll down Las Ramblas street to check out the shopping. Stop in at chök - Carme for some delicious chocolate and other desserts. Galavant around Arc de Triomf and be sure to check out sunset from Ciutadella Park. End your trip with a history lesson at the Picasso Museum or a brilliant Paella Cooking Class!



IMPORTANT PHONE NUMBERS

Here are some useful contacts for your holiday in Barcelona:

- Emergency: 112
- Police Station: +93 290 30 00
- US Embassy: +34 93 280 2227
- UK Embassy: +34 91 714 6300
- Barcelona City Hall: +34 93 402 70 00
- Barcelona Clinic: +34 932 27 54 00
- Hop-On Hop-Off bus service: +34 934 65 53 13
- Barcelona International Airport: +34 913 21 10 00

COMMON CATALAN WORDS & PHRASES

Learning some common words and phrases in Catalan can be helpful. Here are some essential Catalan phrases:

1. Hello - Hola
2. Goodbye - Adéu
3. Please - Si us plau
4. Thank you** - Gràcies
5. Yes - Sí
6. No - No
7. Excuse me / Sorry - Perdó / Disculpi
8. How are you? - Com estàs? / Com està? (formal)
9. Good morning - Bon dia
10. Good night - Bona nit
11. Good afternoon - Bona tarda
12. What is your name? - Com et dius? / Com es diu? (formal)
13. My name is... - Em dic...
14. Nice to meet you - Encantat/da de conèixer-te
15. Where is...? - On és...?
16. How much does it cost? - Quant costa?
17. I don't understand - No ho entenc
18. Do you speak English? - Parles anglès? / Parla anglès?
(formal)
19. Help! - Ajuda!
20. Water - Aigua
21. Food - Menjar
22. Bathroom - Bany
23. Cheers! - Salut!
24. I love you - T'estimo

Practice these phrases, and it will enhance your experience while traveling in Italy. Italians appreciate tourists making an effort to speak their language.

GET INSPIRED!

MORE SPAIN DESTINATIONS

ANDALUSIA



SEVILLE



EL CHORRO



GRANADA



MALAGA

